



GENERAL CATALOGUE OF THE CHIMNEY SYSTEMS


**KS** KKKKZSSLIM **KPM** KPD  
KDSWRD **KK** KZDKNSWR  
DKPKPKDKDTN **KP** DKZ  
**SWRD** KZDKBKOKAKZD  
KPD SWR **SLIM** KAKS **KB**  
KT **KZD** KDSLIMKDSWR  
DKAKPKZDKA **KPD** KKD  
**NKAD** KPMSLIMKPKPM  
SWRDKPM **KZS** KTKS **KD**  
**KA** SLIMKZDKBKZDKKD  
KTKPM **KO** MSWRD **KN** KA  
**KKD** KBKKD **SWR** KDKZS

# Index

3	Our values
4	Our offer and experience
5	Modern technologies
7	Overview of chimney systems
10	Chimney systems for negative pressure
79	Chimney systems for positive pressure
113	Ventilation systems
126	Additional systems
146	We create ecological solutions
147	We are open to the whole world
148	Contact



**We Are Made of Steel**



# We manufacture with passion!

Kominus Poland is a combination of over 20 years' experience, a qualified team of employees and modern, patented technological solutions. We specialize in manufacturing the chimney system components and steel processing. Invariably since the beginning of our activity, our head office is located in the south of Poland in the picturesque village of Łezkowice near Krakow. The nature that surrounds us and the abundance of greenery growing on our premises inspire us every day to create products in harmony with nature. It is in this unique place that cutting-edge chimney systems are manufactured.



## Our values

Every day, while starting work, we focus on our most important values. Not only do we care about the highest quality of our products, but also continuously adapt to the ecological trends. We value professional and friendly Customer services, including fast order processing. The most important aspect of our activity is to meet all expectations of our Customers, even the most difficult ones.



We work hard to meet new challenges



We produce in harmony with nature



Meeting customer expectations is the most important for our team



We create and develop new products

## We take a full advantage of our capabilities

In our offer there are chimney systems produced by us from the beginning to the end of the production process. Our machinery park consists of various modern devices which are used at every stage of production - from cutting steel to automatic packaging of our products.

## More than just chimneys

Our specialization is professional steel processing so we use our machinery park not only for the production of flues. Our offer and capabilities are much larger. A creative approach and extensive experience in the production of steel elements allow us to develop new products and create new technologies.



# Our offer and experience

We offer stainless steel chimney systems dedicated to condensing boilers, powered with oil or gas, solid fuel boilers for pellet, wood-log, wood-chip and coal, and other appliances such as fireplaces and stoves. We supply rigid and flexible chimney liners and external chimneys with thermal insulation, on top of that our offer is enriched by patented solutions for cogeneration systems. In addition to flue pipes, we manufacture rotary and static cowls and draught regulators.

## Our experience in numbers



> 18 million

chimney components produced

> 1,2 million

steel chimneys

> 11 000

satisfied customers



## Range of products:

- Single-wall round and oval chimney liners
- Twin-wall air/flue chimney liners
- Insulated chimneys
- Plastic chimney liners
- Flexible liners
- High-pressure flue exhaust system for cogeneration units and power generators
- Ventilation ducts and fittings
- Chimney extensions
- Static and dynamic chimney cowls
- Draught regulators
- Adapters for condensing boilers
- Chimney accessories



## Certified chimneys

Every chimney system manufactured by KOMINUS Polska Sp. z o.o. (Ltd.) has the Certificate of conformity of the factory production control, in compliance with Regulation 305/2011/EU of the European Parliament and of the Council of 9 March 2011 (the Construction Products Regulation or CPR). Certificates are issued by MPA NRW – Materialprüfungsamt Nordrhein-Westfalen.



# Modern technologies

The chimney systems produced by our factory undergo inspection in our premises and to meet performance criteria they have obtained the required approvals and certificates. Heating and flue gas discharge in buildings using our chimney systems is completely safe and effective.



We use high quality steel for the production of the chimneys



Wide range of steel thicknesses from 0,5 to 2 mm\*



Wide range of diameters from 60 to 1600 mm\*



Vertical and horizontal flue gas exhaust



We use Male-female connector

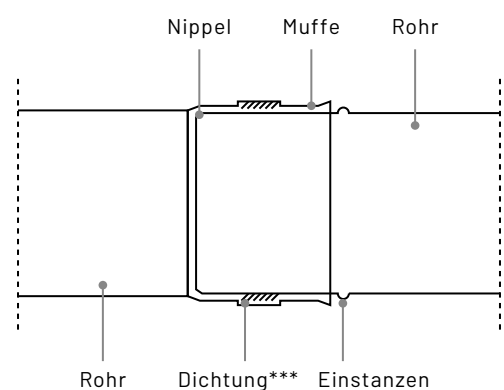


Full personalisation and implementation of individual, nonstandard orders

## Design for easy installation

Apart from durability the chimney systems should also possess design solutions which make it easy to carry out the installation works and joining particular elements. The Male-female connector with the use of seals\*\*\* not only reinforces connections and makes the installation process easier, but first of all seals the whole system which is particularly important in the case of flue gas discharge from, for example, condensing boilers.

Chimney duct connection systems



Our offer includes numerous accessories which make the installation process easier and improve the functioning of the chimney systems: centring clamps, assembly terminals, support brackets, stainless steel sweeping hatches, chimney duct regulators and many others. See more about accessories on page 50.

\* Thicker steel available at individual request.

\*\* Elements larger in diameter available at individual request.

\*\*\* The above applies to the chimney systems used for condensing boilers.



# Overview of chimney systems

The chimney systems offered by our firm have been divided into four types: vacuum systems- designed for open combustion chamber equipment, overpressure systems - designed for modern condensing boilers, ventilation systems - made of zinc coated steel and complementary systems, fully compatible with all chimney elements produced by us.

## Negative pressure flue systems

**KS** System of stainless steel single-wall chimney liner for open chamber heating appliances burning gas and oil

for more information see p. 10

**KZS** System of heat resistant single-wall chimney liner for open chamber heating appliance for solid fuels

for more information see p. 24

**KO** System of oval heat resistant single-wall chimney liner for open chamber heating appliance for solid fuels

for more information see p. 37

**KB** Connection elements of chimney and boiler exhaust system for ecological solid fuels (fireplaces)

for more information see p. 44

**KD** Insulated stainless steel chimney liners system for open chamber heating appliances burning gas and oil

for more information see p. 51

**KZD** Stainless steel heat resistant chimney system with insulation 50 mm for open chamber heating appliances for solid fuels

for more information see p. 63

**KZD-SLIM** Stainless steel heat resistant chimney system with insulation 30 mm for open chamber heating appliances for solid fuels

for more information see p. 74





## Positive pressure flue systems

**KP** Coaxial air-combustion chimney duct ACCD (Aerial-Combustion Coaxial Duct) for closed chamber heating appliances burning gas and oil

for more information see p. 79

**KPD** Insulated coaxial air-combustion chimney duct ACCD (Aerial-Combustion Coaxial Duct) for closed chamber heating appliances burning gas and oil

for more information see p. 80

**KPM** Coaxial air-combustion chimney duct ACCD (Aerial-Combustion Coaxial Duct) painted white for closed chamber heating appliances burning gas and oil

for more information see p. 92

**KK** Single-wall ACS (aerial combustion system) for condensing boilers and positive pressure burning appliances

for more information see p. 99

**KKD** Insulated ACS (aerial combustion system) for condensing boilers and positive pressure burning appliances

for more information see p. 100

## Ventilation systems

**SWR** Circular ventilation system made of galvanized steel

for more information see p. 113

**SWRD** Insulated circular ventilation system made of galvanized steel

for more information see p. 114

## Additional systems

**NKAD** Adapters for gas boilers

for more information see p. 126

**KN** Chimney cowls - static, dynamic and chimney extensions

for more information see p. 127

**KA** Chimney accessories

for more information see p. 136

# KS

## System of stainless steel single-wall chimney liner for open chamber heating appliances burning gas and oil

The KS system has been designed for boilers working in vacuum with open combustion chambers, powered by gas or fuel oil. Elements made of acid-resistant steel have excellent resistance to a negative impact of condensate. Male-female connector makes installation easy and reinforces the chimney construction.



Excellent resistance to condensate effects



Designed for devices with open combustion chambers



Male-female connector



Equipped with **UNIFLEX** system

### A wide use of KS chimney system


Elements of KS chimney system are used primarily as chimney liners in already existing shafts. A large selection of available shaped pieces and pipes ensures that the system ideally fits every building heated by gas or oil boilers with open combustion chambers.

### Technical data

Product serial symbol	KS
Type of system	Single wall
Intended use	Open chamber heating appliances
Fuel	Gas/ fuel oil
Available thickness of steel	Dn 80-Dn 500, larger diameters upon individual request
Available diameter range	0,5 - 1,0 mm
Grade of steel	1.4404, 1.4301, 1.4301 or other according to PN-EN 1856-1
Type of connection	Male-female connector
Temperature class	T 450
Pressure class	N1 (pressure of 40 Pa)
Operation mode	Negative pressure
Condensate resistance	W
Corrosion resistance	Vm

### Pipe L=1000 mm


Index **KS - R10**



Diameters [mm]	80	90	100	110	120	130	140	150	160	180	200	225	250	300	350	400	450	500	
Available steel thickness [mm]	0,5	0,5	0,5	0,5 0,8	0,5 0,8	0,5 0,8	0,5 0,8	0,5 0,8	0,5 0,8	0,5 0,8	0,5 0,8	0,5 0,8	0,5 0,8	0,5 0,8	0,5 0,8	0,5 0,8	0,5 0,8	0,5 0,8	0,5 0,8
thickness					1,0	1,0	1,0	1,0	1,0	1,0	1,0	1,0	1,0	1,0	1,0	1,0	1,0	1,0	1,0

### Pipe L=500 mm

Index **KS-R05**



Diameters [mm]	80	90	100	110	120	130	140	150	160	180	200	225	250	300	350	400	450	500	
Available steel thickness [mm]	0,5	0,5	0,5	0,5 0,8	0,5 0,8	0,5 0,8	0,5 0,8	0,5 0,8	0,5 0,8	0,5 0,8	0,5 0,8	0,5 0,8	0,5 0,8	0,5 0,8	0,5 0,8	0,5 0,8	0,5 0,8	0,5 0,8	0,5 0,8
thickness					1,0	1,0	1,0	1,0	1,0	1,0	1,0	1,0	1,0	1,0	1,0	1,0	1,0	1,0	1,0

### Pipe L=250 mm

Index **KS-R02**



Diameters [mm]	80	90	100	110	120	130	140	150	160	180	200	225	250	300	350	400	450	500	
Available steel thickness [mm]	0,5	0,5	0,5	0,5 0,8	0,5 0,8	0,5 0,8	0,5 0,8	0,5 0,8	0,5 0,8	0,5 0,8	0,5 0,8	0,5 0,8	0,5 0,8	0,5 0,8	0,5 0,8	0,5 0,8	0,5 0,8	0,5 0,8	0,5 0,8
thickness					1,0	1,0	1,0	1,0	1,0	1,0	1,0	1,0	1,0	1,0	1,0	1,0	1,0	1,0	1,0

### Pipe with stabilizer L=1000 mm

Index **KS-RU10**



Diameters [mm]	80	90	100	110	120	130	140	150	160	180	200	225	250	300	350	400	450	500	
Available steel thickness [mm]	0,5	0,5	0,5	0,5 0,8	0,5 0,8	0,5 0,8	0,5 0,8	0,5 0,8	0,5 0,8	0,5 0,8	0,5 0,8	0,5 0,8	0,5 0,8	0,5 0,8	0,5 0,8	0,5 0,8	0,5 0,8	0,5 0,8	0,5 0,8
thickness					1,0	1,0	1,0	1,0	1,0	1,0	1,0	1,0	1,0	1,0	1,0	1,0	1,0	1,0	1,0



### Pipe with stabilizer L=500 mm

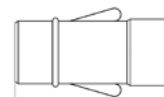

Index KS-RU05



Diameters [mm]	80	90	100	110	120	130	140	150	160	180	200	225	250	300	350	400	450	500	
Available steel thickness [mm]	0,5	0,5	0,5	0,5 0,8	0,5 0,8	0,5 0,8	0,5 0,8	0,5 0,8	0,5 0,8	0,5 0,8	0,5 0,8	0,5 0,8	0,5 0,8	0,5 0,8	0,5 0,8	0,5 0,8	0,5 0,8	0,5 0,8	0,5 0,8
thickness					1,0	1,0	1,0	1,0	1,0	1,0	1,0	1,0	1,0	1,0	1,0	1,0	1,0	1,0	1,0

### Pipe with stabilizer L=250 mm

Index KS-RU02



Diameters [mm]	80	90	100	110	120	130	140	150	160	180	200	225	250	300	350	400	450	500	
Available steel thickness [mm]	0,5	0,5	0,5	0,5 0,8	0,5 0,8	0,5 0,8	0,5 0,8	0,5 0,8	0,5 0,8	0,5 0,8	0,5 0,8	0,5 0,8	0,5 0,8	0,5 0,8	0,5 0,8	0,5 0,8	0,5 0,8	0,5 0,8	0,5 0,8
thickness					1,0	1,0	1,0	1,0	1,0	1,0	1,0	1,0	1,0	1,0	1,0	1,0	1,0	1,0	1,0

### Telescopic pipe L=1000 mm


Index KS-RT10



Diameters [mm]	80	90	100	110	120	130	140	150	160	180	200	225	250	300	350	400	450	500	
Available steel thickness [mm]	0,5	0,5	0,5	0,5 0,8	0,5 0,8	0,5 0,8	0,5 0,8	0,5 0,8	0,5 0,8	0,5 0,8	0,5 0,8	0,5 0,8	0,5 0,8	0,5 0,8	0,5 0,8	0,5 0,8	0,5 0,8	0,5 0,8	0,5 0,8
thickness					1,0	1,0	1,0	1,0	1,0	1,0	1,0	1,0	1,0	1,0	1,0	1,0	1,0	1,0	1,0

### Telescopic pipe L=500 mm

Index KS-RT05



Diameters [mm]	80	90	100	110	120	130	140	150	160	180	200	225	250	300	350	400	450	500	
Available steel thickness [mm]	0,5	0,5	0,5	0,5 0,8	0,5 0,8	0,5 0,8	0,5 0,8	0,5 0,8	0,5 0,8	0,5 0,8	0,5 0,8	0,5 0,8	0,5 0,8	0,5 0,8	0,5 0,8	0,5 0,8	0,5 0,8	0,5 0,8	0,5 0,8
thickness					1,0	1,0	1,0	1,0	1,0	1,0	1,0	1,0	1,0	1,0	1,0	1,0	1,0	1,0	1,0

### Pipe with connection 1/2" L=1000 mm

Index **KS-RKC10**



Diameters [mm]	80	90	100	110	120	130	140	150	160	180	200	225	250	300	350	400	450	500	
Available steel thickness [mm]	0,5	0,5	0,5	0,5 0,8	0,5 0,8	0,5 0,8	0,5 0,8	0,5 0,8	0,5 0,8	0,5 0,8	0,5 0,8	0,5 0,8	0,5 0,8	0,5 0,8	0,5 0,8	0,5 0,8	0,5 0,8	0,5 0,8	0,5 0,8
thickness					1,0	1,0	1,0	1,0	1,0	1,0	1,0	1,0	1,0	1,0	1,0	1,0	1,0	1,0	1,0

### Pipe with connection 1/2" L=500 mm


Index **KS-RKC05**



Diameters [mm]	80	90	100	110	120	130	140	150	160	180	200	225	250	300	350	400	450	500	
Available steel thickness [mm]	0,5	0,5	0,5	0,5 0,8	0,5 0,8	0,5 0,8	0,5 0,8	0,5 0,8	0,5 0,8	0,5 0,8	0,5 0,8	0,5 0,8	0,5 0,8	0,5 0,8	0,5 0,8	0,5 0,8	0,5 0,8	0,5 0,8	0,5 0,8
thickness					1,0	1,0	1,0	1,0	1,0	1,0	1,0	1,0	1,0	1,0	1,0	1,0	1,0	1,0	1,0

### Pipe with connection M64x4 L=1000 mm

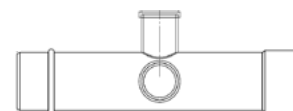
Index **KS-RKM10**



Diameters [mm]	80	90	100	110	120	130	140	150	160	180	200	225	250	300	350	400	450	500	
Available steel thickness [mm]	0,5	0,5	0,5	0,5 0,8	0,5 0,8	0,5 0,8	0,5 0,8	0,5 0,8	0,5 0,8	0,5 0,8	0,5 0,8	0,5 0,8	0,5 0,8	0,5 0,8	0,5 0,8	0,5 0,8	0,5 0,8	0,5 0,8	0,5 0,8
thickness					1,0	1,0	1,0	1,0	1,0	1,0	1,0	1,0	1,0	1,0	1,0	1,0	1,0	1,0	1,0

### Pipe with connection M64x4 L=500 mm

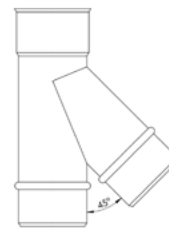
Index **KS-RKM05**



Diameters [mm]	80	90	100	110	120	130	140	150	160	180	200	225	250	300	350	400	450	500	
Available steel thickness [mm]	0,5	0,5	0,5	0,5 0,8	0,5 0,8	0,5 0,8	0,5 0,8	0,5 0,8	0,5 0,8	0,5 0,8	0,5 0,8	0,5 0,8	0,5 0,8	0,5 0,8	0,5 0,8	0,5 0,8	0,5 0,8	0,5 0,8	0,5 0,8
thickness					1,0	1,0	1,0	1,0	1,0	1,0	1,0	1,0	1,0	1,0	1,0	1,0	1,0	1,0	1,0

### Tee-pipe 45°

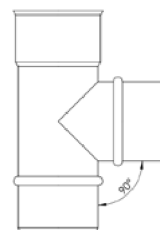
Index **KS-TR45**



Diameters [mm]	80	90	100	110	120	130	140	150	160	180	200	225	250	300	350	400	450	500
Available steel thickness [mm]	0,5	0,5	0,5	0,5 0,8	0,5 0,8	0,5 0,8	0,5 0,8	0,5 0,8	0,5 0,8	0,5 0,8	0,5 0,8	0,5 0,8	0,5 0,8	0,5 0,8	0,5 0,8	0,5 0,8	0,5 0,8	0,5 0,8
thickness					1,0	1,0	1,0	1,0	1,0	1,0	1,0	1,0	1,0	1,0	1,0	1,0	1,0	1,0

### Tee-pipe 90°

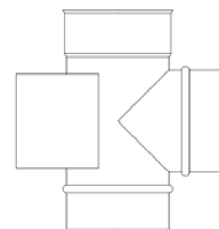

Index **KS-TR90**



Diameters [mm]	80	90	100	110	120	130	140	150	160	180	200	225	250	300	350	400	450	500
Available steel thickness [mm]	0,5	0,5	0,5	0,5 0,8	0,5 0,8	0,5 0,8	0,5 0,8	0,5 0,8	0,5 0,8	0,5 0,8	0,5 0,8	0,5 0,8	0,5 0,8	0,5 0,8	0,5 0,8	0,5 0,8	0,5 0,8	0,5 0,8
thickness					1,0	1,0	1,0	1,0	1,0	1,0	1,0	1,0	1,0	1,0	1,0	1,0	1,0	1,0

### Tee with opposite cleaning

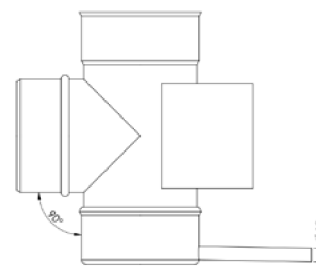
Index **KSD-TR90-W**



Diameters [mm]	80	90	100	110	120	130	140	150	160	180	200	225	250	300	350	400	450	500
Available steel thickness [mm]	0,5	0,5	0,5	0,5 0,8	0,5 0,8	0,5 0,8	0,5 0,8	0,5 0,8	0,5 0,8	0,5 0,8	0,5 0,8	0,5 0,8	0,5 0,8	0,5 0,8	0,5 0,8	0,5 0,8	0,5 0,8	0,5 0,8
thickness					1,0	1,0	1,0	1,0	1,0	1,0	1,0	1,0	1,0	1,0	1,0	1,0	1,0	1,0

### Tee with opposite cleaning and condenser

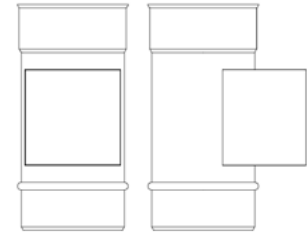
Index **KSD-TR90-W0**



Diameters [mm]	80	90	100	110	120	130	140	150	160	180	200	225	250	300	350	400	450	500
Available steel thickness [mm]	0,5	0,5	0,5	0,5 0,8	0,5 0,8	0,5 0,8	0,5 0,8	0,5 0,8	0,5 0,8	0,5 0,8	0,5 0,8	0,5 0,8	0,5 0,8	0,5 0,8	0,5 0,8	0,5 0,8	0,5 0,8	0,5 0,8
thickness					1,0	1,0	1,0	1,0	1,0	1,0	1,0	1,0	1,0	1,0	1,0	1,0	1,0	1,0

## Cleanout

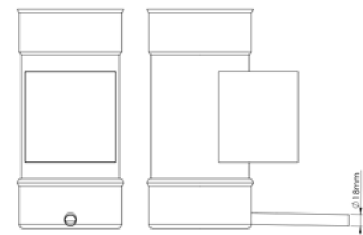

Index **KS-W**



Diameters [mm]	80	90	100	110	120	130	140	150	160	180	200	225	250	300	350	400	450	500	
Available steel thickness [mm]	0,5	0,5	0,5	0,5 0,8	0,5 0,8	0,5 0,8	0,5 0,8	0,5 0,8	0,5 0,8	0,5 0,8	0,5 0,8	0,5 0,8	0,5 0,8	0,5 0,8	0,5 0,8	0,5 0,8	0,5 0,8	0,5 0,8	0,5 0,8

## Cleanout with condenser

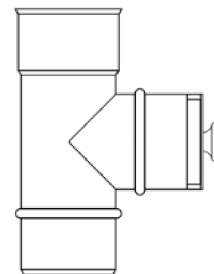

Index **KS-W0**



Diameters [mm]	80	90	100	110	120	130	140	150	160	180	200	225	250	300	350	400	450	500	
Available steel thickness [mm]	0,5	0,5	0,5	0,5 0,8	0,5 0,8	0,5 0,8	0,5 0,8	0,5 0,8	0,5 0,8	0,5 0,8	0,5 0,8	0,5 0,8	0,5 0,8	0,5 0,8	0,5 0,8	0,5 0,8	0,5 0,8	0,5 0,8	0,5 0,8

## Cleanout tee with cover

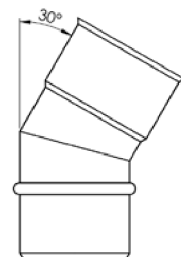
Index **KS-WTD**



Diameters [mm]	80	90	100	110	120	130	140	150	160	180	200	225	250	300	350	400	450	500	
Available steel thickness [mm]	0,5	0,5	0,5	0,5 0,8	0,5 0,8	0,5 0,8	0,5 0,8	0,5 0,8	0,5 0,8	0,5 0,8	0,5 0,8	0,5 0,8	0,5 0,8	0,5 0,8	0,5 0,8	0,5 0,8	0,5 0,8	0,5 0,8	0,5 0,8

## Elbow 30°

Index **KS-K30**

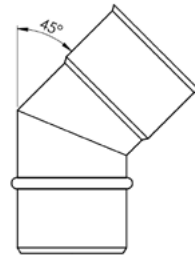


Diameters [mm]	80	90	100	110	120	130	140	150	160	180	200	225	250	300	350	400	450	500	
Available steel thickness [mm]	0,5	0,5	0,5	0,5 0,8	0,5 0,8	0,5 0,8	0,5 0,8	0,5 0,8	0,5 0,8	0,5 0,8	0,5 0,8	0,5 0,8	0,5 0,8	0,5 0,8	0,5 0,8	0,5 0,8	0,5 0,8	0,5 0,8	0,5 0,8



**Elbow 45°**

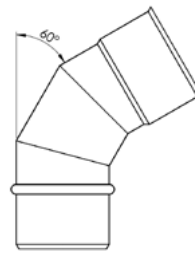
Index KS-K45



Diameters [mm]	80	90	100	110	120	130	140	150	160	180	200	225	250	300	350	400	450	500
Available steel [mm]	0,5	0,5	0,5	0,5	0,5	0,5	0,5	0,5	0,5	0,5	0,5	0,5	0,5	0,5	0,5	0,5	0,5	0,5
thickness				0,8	0,8	0,8	0,8	0,8	0,8	0,8	0,8	0,8	0,8	0,8	0,8	0,8	0,8	0,8
					1,0	1,0	1,0	1,0	1,0	1,0	1,0	1,0	1,0	1,0	1,0	1,0	1,0	1,0

**Elbow 60°**

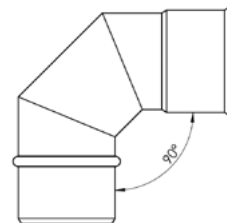
Index KS-K60



Diameters [mm]	80	90	100	110	120	130	140	150	160	180	200	225	250	300	350	400	450	500
Available steel [mm]	0,5	0,5	0,5	0,5	0,5	0,5	0,5	0,5	0,5	0,5	0,5	0,5	0,5	0,5	0,5	0,5	0,5	0,5
thickness				0,8	0,8	0,8	0,8	0,8	0,8	0,8	0,8	0,8	0,8	0,8	0,8	0,8	0,8	0,8
					1,0	1,0	1,0	1,0	1,0	1,0	1,0	1,0	1,0	1,0	1,0	1,0	1,0	1,0

**Elbow 90°**

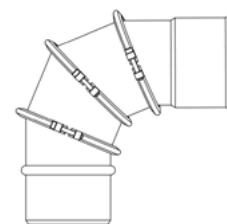
Index KS-K90



Diameters [mm]	80	90	100	110	120	130	140	150	160	180	200	225	250	300	350	400	450	500
Available steel [mm]	0,5	0,5	0,5	0,5	0,5	0,5	0,5	0,5	0,5	0,5	0,5	0,5	0,5	0,5	0,5	0,5	0,5	0,5
thickness				0,8	0,8	0,8	0,8	0,8	0,8	0,8	0,8	0,8	0,8	0,8	0,8	0,8	0,8	0,8
					1,0	1,0	1,0	1,0	1,0	1,0	1,0	1,0	1,0	1,0	1,0	1,0	1,0	1,0

**Adjustable elbow 0°- 90°**

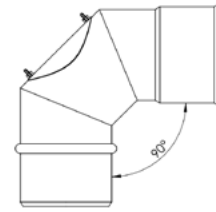
Index KS - KN90



Diameters [mm]	80	90	100	110	120	130	140	150	160	180	200	225	250	300	350	400	450	500
Available steel [mm]	0,5	0,5	0,5	0,5	0,5	0,5	0,5	0,5	0,5	0,5	0,5	0,5	0,5	0,5	0,5	0,5	0,5	0,5
thickness				0,8	0,8	0,8	0,8	0,8	0,8	0,8	0,8	0,8	0,8	0,8	0,8	0,8	0,8	0,8
					1,0	1,0	1,0	1,0	1,0	1,0	1,0	1,0	1,0	1,0	1,0	1,0	1,0	1,0

## Elbow 90° with cleanout

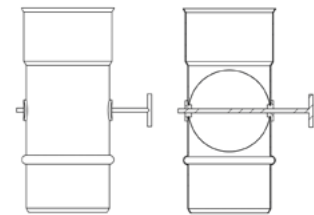
Index **KS - KW90**



Diameters [mm]	80	90	100	110	120	130	140	150	160	180	200	225	250	300	350	400	450	500	
Available steel thickness [mm]	0,5	0,5	0,5	0,5 0,8	0,5 0,8	0,5 0,8	0,5 0,8	0,5 0,8	0,5 0,8	0,5 0,8	0,5 0,8	0,5 0,8	0,5 0,8	0,5 0,8	0,5 0,8	0,5 0,8	0,5 0,8	0,5 0,8	0,5 0,8
thickness					1,0	1,0	1,0	1,0	1,0	1,0	1,0	1,0	1,0	1,0	1,0	1,0	1,0	1,0	1,0

## Damper

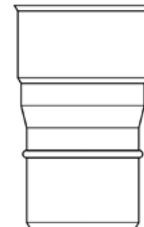
Index **KS-S**



Diameters [mm]	80	90	100	110	120	130	140	150	160	180	200	225	250	300	350	400	450	500	
Available steel thickness [mm]	0,5	0,5	0,5	0,5 0,8	0,5 0,8	0,5 0,8	0,5 0,8	0,5 0,8	0,5 0,8	0,5 0,8	0,5 0,8	0,5 0,8	0,5 0,8	0,5 0,8	0,5 0,8	0,5 0,8	0,5 0,8	0,5 0,8	0,5 0,8
thickness					1,0	1,0	1,0	1,0	1,0	1,0	1,0	1,0	1,0	1,0	1,0	1,0	1,0	1,0	1,0

## Conical reduction

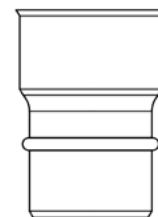
Index **KS-RS**



Diameters [mm]	80	90	100	110	120	130	140	150	160	180	200	225	250	300	350	400	450	500	
Available steel thickness [mm]	0,5	0,5	0,5	0,5 0,8	0,5 0,8	0,5 0,8	0,5 0,8	0,5 0,8	0,5 0,8	0,5 0,8	0,5 0,8	0,5 0,8	0,5 0,8	0,5 0,8	0,5 0,8	0,5 0,8	0,5 0,8	0,5 0,8	0,5 0,8
thickness					1,0	1,0	1,0	1,0	1,0	1,0	1,0	1,0	1,0	1,0	1,0	1,0	1,0	1,0	1,0

## Stamped reduction

Index **KS-RR**



Diameters [mm]	80	90	100	110	120	130	140	150	160	180	200	225	250	300	350	400	450	500	
Available steel thickness [mm]			0,5	0,5 0,8	0,5 0,8	0,5 0,8	0,5 0,8	0,5 0,8	0,5 0,8	0,5 0,8	0,5 0,8	0,5 0,8	0,5 0,8	0,5 0,8	0,5 0,8	0,5 0,8	0,5 0,8	0,5 0,8	0,5 0,8
thickness					1,0	1,0	1,0	1,0	1,0	1,0	1,0	1,0	1,0	1,0	1,0	1,0	1,0	1,0	1,0

### Condensate collector

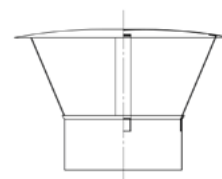
Index **KS - 0**



Diameters [mm]	80	90	100	110	120	130	140	150	160	180	200	225	250	300	350	400	450	500
Available steel thickness [mm]	0,5	0,5	0,5	0,5 0,8	0,5 0,8	0,5 0,8	0,5 0,8	0,5 0,8	0,5 0,8	0,5 0,8	0,5 0,8	0,5 0,8	0,5 0,8	0,5 0,8	0,5 0,8	0,5 0,8	0,5 0,8	0,5 0,8
thickness					1,0	1,0	1,0	1,0	1,0	1,0	1,0	1,0	1,0	1,0	1,0	1,0	1,0	1,0

### Cap

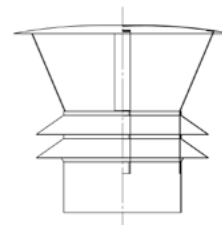
Index **KS - D**



Diameters [mm]	80	90	100	110	120	130	140	150	160	180	200	225	250	300	350	400	450	500
Available steel thickness [mm]	0,5	0,5	0,5	0,5 0,8	0,5 0,8	0,5 0,8	0,5 0,8	0,5 0,8	0,5 0,8	0,5 0,8	0,5 0,8	0,5 0,8	0,5 0,8	0,5 0,8	0,5 0,8	0,5 0,8	0,5 0,8	0,5 0,8
thickness					1,0	1,0	1,0	1,0	1,0	1,0	1,0	1,0	1,0	1,0	1,0	1,0	1,0	1,0

### Cap with two rings

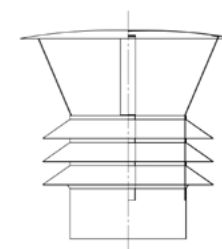

Index **KS - DP2**



Diameters [mm]	80	90	100	110	120	130	140	150	160	180	200	225	250	300	350	400	450	500
Available steel thickness [mm]					0,5 0,8	0,5 0,8	0,5 0,8	0,5 0,8	0,5 0,8	0,5 0,8	0,5 0,8	0,5 0,8	0,5 0,8	0,5 0,8	0,5 0,8	0,5 0,8	0,5 0,8	0,5 0,8
thickness					1,0	1,0	1,0	1,0	1,0	1,0	1,0	1,0	1,0	1,0	1,0	1,0	1,0	1,0

### Cap with three rings

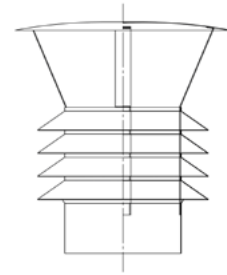

Index **KS - DP3**



Diameters [mm]	80	90	100	110	120	130	140	150	160	180	200	225	250	300	350	400	450	500
Available steel thickness [mm]					0,5 0,8	0,5 0,8	0,5 0,8	0,5 0,8	0,5 0,8	0,5 0,8	0,5 0,8	0,5 0,8	0,5 0,8	0,5 0,8	0,5 0,8	0,5 0,8	0,5 0,8	0,5 0,8
thickness					1,0	1,0	1,0	1,0	1,0	1,0	1,0	1,0	1,0	1,0	1,0	1,0	1,0	1,0

### Cap with four rings

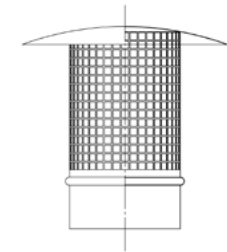
Index **KS - DP4**



Diameters [mm]	80	90	100	110	120	130	140	150	160	180	200	225	250	300	350	400	450	500
Available steel [mm]					0,5	0,5	0,5	0,5	0,5	0,5	0,5	0,5	0,5	0,5	0,5	0,5	0,5	0,5
thickness					0,8	0,8	0,8	0,8	0,8	0,8	0,8	0,8	0,8	0,8	0,8	0,8	0,8	0,8
					1,0	1,0	1,0	1,0	1,0	1,0	1,0	1,0	1,0	1,0	1,0	1,0	1,0	1,0

### Spark arrestor

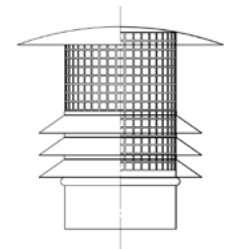
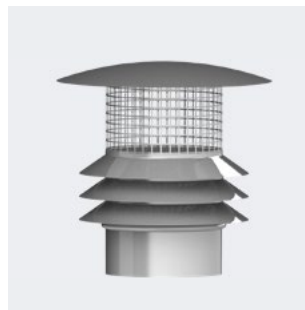
Index **KS - L**



Diameters [mm]	80	90	100	110	120	130	140	150	160	180	200	225	250	300	350	400	450	500
Available steel [mm]				0,5	0,5	0,5	0,5	0,5	0,5	0,5	0,5	0,5	0,5	0,5	0,5	0,5	0,5	0,5
thickness				0,8	0,8	0,8	0,8	0,8	0,8	0,8	0,8	0,8	0,8	0,8	0,8	0,8	0,8	0,8
				1,0	1,0	1,0	1,0	1,0	1,0	1,0	1,0	1,0	1,0	1,0	1,0	1,0	1,0	1,0

### Spark arrestor Ring

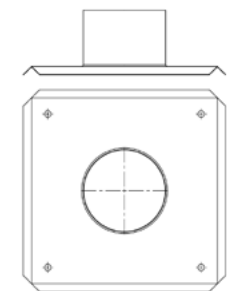
Index **KS - LR**



Diameters [mm]	80	90	100	110	120	130	140	150	160	180	200	225	250	300	350	400	450	500
Available steel [mm]					0,5	0,5	0,5	0,5	0,5	0,5	0,5	0,5	0,5	0,5	0,5	0,5	0,5	0,5
thickness					0,8	0,8	0,8	0,8	0,8	0,8	0,8	0,8	0,8	0,8	0,8	0,8	0,8	0,8
					1,0	1,0	1,0	1,0	1,0	1,0	1,0	1,0	1,0	1,0	1,0	1,0	1,0	1,0

### Pass-through

Index **KS-PR**

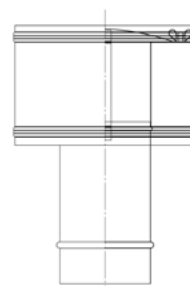


Diameters [mm]	80	90	100	110	120	130	140	150	160	180	200	225	250	300	350	400	450	500
Available steel [mm]				0,5	0,5	0,5	0,5	0,5	0,5	0,5	0,5	0,5	0,5	0,5	0,5	0,5	0,5	0,5
thickness				0,8	0,8	0,8	0,8	0,8	0,8	0,8	0,8	0,8	0,8	0,8	0,8	0,8	0,8	0,8
				1,0	1,0	1,0	1,0	1,0	1,0	1,0	1,0	1,0	1,0	1,0	1,0	1,0	1,0	1,0



### Cylindrical deflector

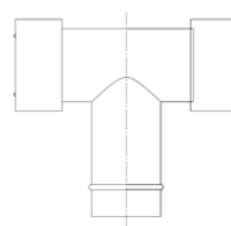
Index **KS - DR**



Diameters [mm]	80	90	100	110	120	130	140	150	160	180	200	225	250	300
Available steel thickness [mm]			0,5	0,5	0,5	0,5	0,5	0,5	0,5	0,5	0,5	0,5	0,5	0,5

### H-type deflector

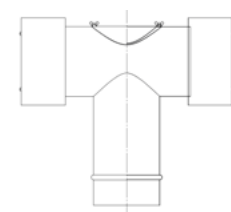
Index **KS - DRH**



Diameters [mm]	80	90	100	110	120	130	140	150	160	180	200	225	250	300
Available steel thickness [mm]			0,5	0,5	0,5	0,5	0,5	0,5	0,5					

### H-type deflector with revision

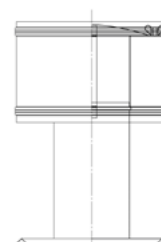
Index **KS - DRHR**



Diameters [mm]	80	90	100	110	120	130	140	150	160	180	200	225	250	300
Available steel thickness [mm]			0,5	0,5	0,5	0,5	0,5	0,5	0,5					

### Cylindrical deflector with plate

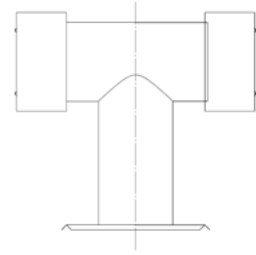
Index **KS - DRP**



Diameters [mm]	80	90	100	110	120	130	140	150	160	180	200	225	250	300
Available steel thickness [mm]			0,5	0,5	0,5	0,5	0,5	0,5	0,5	0,5	0,5	0,5	0,5	0,5

### H-type deflector with plate

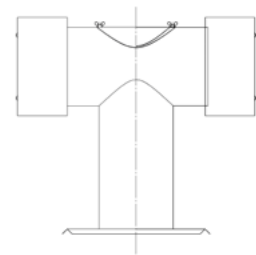

Index **KS - DRHP**



Diameters [mm]	80	90	100	110	120	130	140	150	160	180	200	225	250	300
Available steel thickness [mm]			0,5	0,5	0,5	0,5	0,5	0,5	0,5	0,5	0,5	0,5	0,5	0,5

### H-type deflector with plate and cleanout

Index **KS - DRHP**



Diameters [mm]	80	90	100	110	120	130	140	150	160	180	200	225	250	300	350	400	450	500
Available steel thickness [mm]	0,5	0,5	0,5	0,5 0,8	0,5 0,8	0,5 0,8	0,5 0,8	0,5 0,8	0,5 0,8	0,5 0,8	0,5 0,8	0,5 0,8	0,5 0,8	0,5 0,8	0,5 0,8	0,5 0,8	0,5 0,8	0,5 0,8

### Napoleon cap 1

Index **KS - DN**



Diameters [mm]	140x140	142x270	140x350	200x200	270x270	400x400	400x500	400x600	500x500	500x600
Available steel thickness [mm]	0,5 0,8	0,5 0,8	0,5 0,8	0,5 0,8	0,5 0,8	0,5 0,8	0,5 0,8	0,5 0,8	0,5 0,8	0,5 0,8

### Napoleon cap 2

Index **KS - DN2**



Diameters [mm]	140x140	142x270	140x350	200x200	270x270	400x400	400x500	400x600	500x500	500x600
Available steel thickness [mm]	0,5 0,8	0,5 0,8	0,5 0,8	0,5 0,8	0,5 0,8	0,5 0,8	0,5 0,8	0,5 0,8	0,5 0,8	0,5 0,8

### Napoleon cap 3

Index	KS - DN3
-------	----------



Diameters [mm]	140x140	142x270	140x350	200x200	270x270	400x400	400x500	400x600	500x500	500x600
Available steel thickness [mm]	0,5 0,8	0,5 0,8	0,5 0,8	0,5 0,8	0,5 0,8	0,5 0,8	0,5 0,8	0,5 0,8	0,5 0,8	0,5 0,8

## UNIFLEX

### UNIFLEX flexible pipe


Index	KS - RUX
-------	----------



Diameters [mm]	80	90	100	110	120	130	140	150	160	180	200	225	250	300
Available steel thickness [mm]	0,5	0,5	0,5	0,5	0,5	0,5	0,5	0,5	0,5	0,5	0,5	0,5	0,5	0,5

### UNIFLEX top adapter

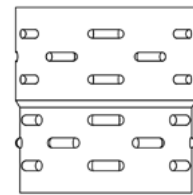
Index	KS-ZGUX
-------	---------



Diameters [mm]	80	90	100	110	120	130	140	150	160	180	200	225	250	300
Available steel thickness [mm]	0,5	0,5	0,5	0,5	0,5	0,5	0,5	0,5	0,5	0,5	0,5	0,5	0,5	0,5

### UNIFLEX middle adapter

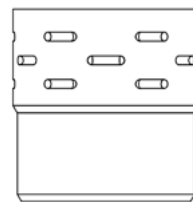
Index KS-ZPUX



Diameters [mm]	80	90	100	110	120	130	140	150	160	180	200	225	250	300
Available steel thickness [mm]	0,5	0,5	0,5	0,5	0,5	0,5	0,5	0,5	0,5	0,5	0,5	0,5	0,5	0,5

### UNIFLEX bottom adapter

Index KS-ZDUX



Diameters [mm]	80	90	100	110	120	130	140	150	160	180	200	225	250	300
Available steel thickness [mm]	0,5	0,5	0,5	0,5	0,5	0,5	0,5	0,5	0,5	0,5	0,5	0,5	0,5	0,5



# KZS

## System of heat resistant single-wall chimney liner for open chamber heating appliances for solid fuels

The KZS system has been designed for boilers working in vacuum with open combustion chambers, powered by ecological solid fuel like log wood, wood chips, wood pellet. Steel elements with heat resistant properties have excellent resistance to high temperatures. Male-female connector facilitates assembling and reinforces the chimney construction.



Excellent resistance to high temperatures



Designed for devices with open combustion chambers



Male-female connector



Equipped with **PROFIFLEX-System**

### A wide use of KZS chimney system

Elements of KZS chimney system are used primarily as chimney liners in already existing shafts. A large selection of available shaped pieces and pipes ensures that the system ideally fits every building heated by solid fuel boilers.

### Technical data

Product serial symbol	KZS
Type of system	Single wall
Intended use	Open chamber heating appliances
Fuel	Ecological solid fuels
Available thickness of steel	0,8 mm / 1,0 mm
Available diameter range	110 - 500 mm
Grade of steel	1.4828, 1.4404, 1.4571 or other according to PN-EN 1856-1
Type of connection	Male-female connector
Temperature class	T 450
Pressure class	N1 (pressure of 40 Pa)
Operation mode	Negative pressure
Soot fire resistant	G1000

### Pipe L=1000 mm

Index **KZS-R10**



Diameters	[mm]	110	120	130	140	150	160	180	200	225	250	300	350	400	450	500
Available steel thickness	[mm]	0,8	0,8	0,8	0,8	0,8	0,8	0,8	0,8	0,8	0,8	0,8	0,8	0,8	0,8	0,8
			1,0	1,0	1,0	1,0	1,0	1,0	1,0	1,0	1,0	1,0	1,0	1,0	1,0	1,0

### Pipe L=500 mm

Index **KZS-R02**



Diameters	[mm]	110	120	130	140	150	160	180	200	225	250	300	350	400	450	500
Available steel thickness	[mm]	0,8	0,8	0,8	0,8	0,8	0,8	0,8	0,8	0,8	0,8	0,8	0,8	0,8	0,8	0,8
			1,0	1,0	1,0	1,0	1,0	1,0	1,0	1,0	1,0	1,0	1,0	1,0	1,0	1,0

### Pipe L=250 mm

Index **KZS-R02**



Diameters	[mm]	110	120	130	140	150	160	180	200	225	250	300	350	400	450	500
Available steel thickness	[mm]	0,8	0,8	0,8	0,8	0,8	0,8	0,8	0,8	0,8	0,8	0,8	0,8	0,8	0,8	0,8
			1,0	1,0	1,0	1,0	1,0	1,0	1,0	1,0	1,0	1,0	1,0	1,0	1,0	1,0

### Pipe with stabilizer L=1000 mm

Index **KZS-RU10**



Diameters	[mm]	110	120	130	140	150	160	180	200	225	250	300	350	400	450	500
Available steel thickness	[mm]	0,8	0,8	0,8	0,8	0,8	0,8	0,8	0,8	0,8	0,8	0,8	0,8	0,8	0,8	0,8
			1,0	1,0	1,0	1,0	1,0	1,0	1,0	1,0	1,0	1,0	1,0	1,0	1,0	1,0

### Pipe with stabilizer L=500 mm

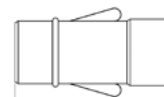
Index **KZS - RU05**



Diameters	[mm]	110	120	130	140	150	160	180	200	225	250	300	350	400	450	500
Available steel thickness	[mm]	0,8	0,8	0,8	0,8	0,8	0,8	0,8	0,8	0,8	0,8	0,8	0,8	0,8	0,8	0,8
			1,0	1,0	1,0	1,0	1,0	1,0	1,0	1,0	1,0	1,0	1,0	1,0	1,0	1,0

### Pipe with stabilizer L=250 mm

Index **KZS - RU02**



Diameters	[mm]	110	120	130	140	150	160	180	200	225	250	300	350	400	450	500
Available steel thickness	[mm]	0,8	0,8	0,8	0,8	0,8	0,8	0,8	0,8	0,8	0,8	0,8	0,8	0,8	0,8	0,8
			1,0	1,0	1,0	1,0	1,0	1,0	1,0	1,0	1,0	1,0	1,0	1,0	1,0	1,0

### Telescopic pipe L=1000 mm


Index **KZS - RT10**



Diameters	[mm]	110	120	130	140	150	160	180	200	225	250	300	350	400	450	500
Available steel thickness	[mm]	0,8	0,8	0,8	0,8	0,8	0,8	0,8	0,8	0,8	0,8	0,8	0,8	0,8	0,8	0,8
			1,0	1,0	1,0	1,0	1,0	1,0	1,0	1,0	1,0	1,0	1,0	1,0	1,0	1,0

### Telescopic pipe L=500 mm

Index **KZS - RT05**



Diameters	[mm]	110	120	130	140	150	160	180	200	225	250	300	350	400	450	500
Available steel thickness	[mm]	0,8	0,8	0,8	0,8	0,8	0,8	0,8	0,8	0,8	0,8	0,8	0,8	0,8	0,8	0,8
			1,0	1,0	1,0	1,0	1,0	1,0	1,0	1,0	1,0	1,0	1,0	1,0	1,0	1,0

### Telescopic pipe L=250 mm

Index                      KZS - RT02                     



Diameters	[mm]	110	120	130	140	150	160	180	200	225	250	300	350	400	450	500
Available steel thickness	[mm]	0,8	0,8	0,8	0,8	0,8	0,8	0,8	0,8	0,8	0,8	0,8	0,8	0,8	0,8	0,8
			1,0	1,0	1,0	1,0	1,0	1,0	1,0	1,0	1,0	1,0	1,0	1,0	1,0	1,0

### Pipe with connection 1/2" L=1000 mm

Index                      KZS - RKC10                     



Diameters	[mm]	110	120	130	140	150	160	180	200	225	250	300	350	400	450	500
Available steel thickness	[mm]	0,8	0,8	0,8	0,8	0,8	0,8	0,8	0,8	0,8	0,8	0,8	0,8	0,8	0,8	0,8
			1,0	1,0	1,0	1,0	1,0	1,0	1,0	1,0	1,0	1,0	1,0	1,0	1,0	1,0

### Pipe with connection 1/2" L=500 mm

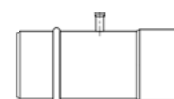
Index                      KZS - RKC05                     



Diameters	[mm]	110	120	130	140	150	160	180	200	225	250	300	350	400	450	500
Available steel thickness	[mm]	0,8	0,8	0,8	0,8	0,8	0,8	0,8	0,8	0,8	0,8	0,8	0,8	0,8	0,8	0,8
			1,0	1,0	1,0	1,0	1,0	1,0	1,0	1,0	1,0	1,0	1,0	1,0	1,0	1,0

### Pipe with connection 1/2" L=500 mm

Index                      KZS - RKC02                     



Diameters	[mm]	110	120	130	140	150	160	180	200	225	250	300	350	400	450	500
Available steel thickness	[mm]	0,8	0,8	0,8	0,8	0,8	0,8	0,8	0,8	0,8	0,8	0,8	0,8	0,8	0,8	0,8
			1,0	1,0	1,0	1,0	1,0	1,0	1,0	1,0	1,0	1,0	1,0	1,0	1,0	1,0

**Pipe with connection M64x4  
L=1000 mm**

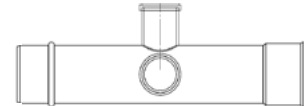
Index **KZS - RKM10**



Diameters	[mm]	110	120	130	140	150	160	180	200	225	250	300	350	400	450	500
Available steel thickness	[mm]	0,8	0,8	0,8	0,8	0,8	0,8	0,8	0,8	0,8	0,8	0,8	0,8	0,8	0,8	0,8
			1,0	1,0	1,0	1,0	1,0	1,0	1,0	1,0	1,0	1,0	1,0	1,0	1,0	1,0

**Pipe with connection M64x4  
L=500 mm**

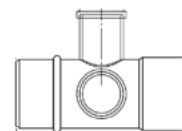
Index **KZS - RKM05**



Diameters	[mm]	110	120	130	140	150	160	180	200	225	250	300	350	400	450	500
Available steel thickness	[mm]	0,8	0,8	0,8	0,8	0,8	0,8	0,8	0,8	0,8	0,8	0,8	0,8	0,8	0,8	0,8
			1,0	1,0	1,0	1,0	1,0	1,0	1,0	1,0	1,0	1,0	1,0	1,0	1,0	1,0

**Pipe with connection M64x4  
L=250 mm**

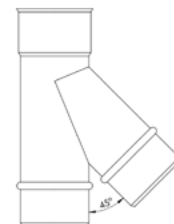
Index **KZS - RKM02**



Diameters	[mm]	110	120	130	140	150	160	180	200	225	250	300	350	400	450	500
Available steel thickness	[mm]	0,8	0,8	0,8	0,8	0,8	0,8	0,8	0,8	0,8	0,8	0,8	0,8	0,8	0,8	0,8
			1,0	1,0	1,0	1,0	1,0	1,0	1,0	1,0	1,0	1,0	1,0	1,0	1,0	1,0

**Tee-pipe 45°**

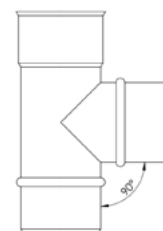
Index **KZS - TR45**



Diameters	[mm]	110	120	130	140	150	160	180	200	225	250	300	350	400	450	500
Available steel thickness	[mm]	0,8	0,8	0,8	0,8	0,8	0,8	0,8	0,8	0,8	0,8	0,8	0,8	0,8	0,8	0,8
			1,0	1,0	1,0	1,0	1,0	1,0	1,0	1,0	1,0	1,0	1,0	1,0	1,0	1,0

### Tee-pipe 90°

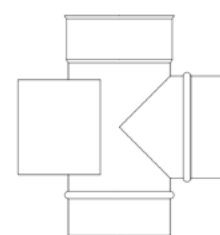

Index **KZS - TR90**



Diameters	[mm]	110	120	130	140	150	160	180	200	225	250	300	350	400	450	500
Available steel thickness	[mm]	0,8	0,8	0,8	0,8	0,8	0,8	0,8	0,8	0,8	0,8	0,8	0,8	0,8	0,8	0,8
			1,0	1,0	1,0	1,0	1,0	1,0	1,0	1,0	1,0	1,0	1,0	1,0	1,0	1,0

### Tee with opposite cleaning

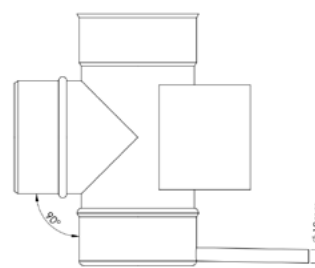
Index **KZSD - TR90**



Diameters	[mm]	110	120	130	140	150	160	180	200	225	250	300	350	400	450	500
Available steel thickness	[mm]	0,8	0,8	0,8	0,8	0,8	0,8	0,8	0,8	0,8	0,8	0,8	0,8	0,8	0,8	0,8
			1,0	1,0	1,0	1,0	1,0	1,0	1,0	1,0	1,0	1,0	1,0	1,0	1,0	1,0

### Tee with opposite cleaning and condenser

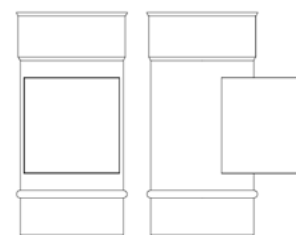
Index **KZSD - TR90-W0**



Diameters	[mm]	110	120	130	140	150	160	180	200	225	250	300	350	400	450	500
Available steel thickness	[mm]	0,8	0,8	0,8	0,8	0,8	0,8	0,8	0,8	0,8	0,8	0,8	0,8	0,8	0,8	0,8
			1,0	1,0	1,0	1,0	1,0	1,0	1,0	1,0	1,0	1,0	1,0	1,0	1,0	1,0

### Cleanout

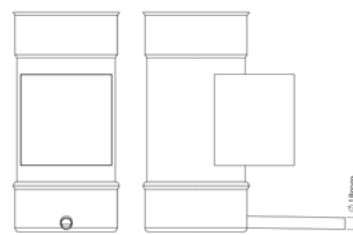
Index **KZS - W**



Diameters	[mm]	110	120	130	140	150	160	180	200	225	250	300	350	400	450	500
Available steel thickness	[mm]	0,8	0,8	0,8	0,8	0,8	0,8	0,8	0,8	0,8	0,8	0,8	0,8	0,8	0,8	0,8
			1,0	1,0	1,0	1,0	1,0	1,0	1,0	1,0	1,0	1,0	1,0	1,0	1,0	1,0

### Cleanout with condenser

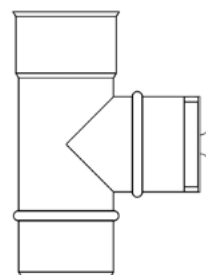
Index                      KZS - W0                     



Diameters	[mm]	110	120	130	140	150	160	180	200	225	250	300	350	400	450	500
Available steel thickness	[mm]	0,8	0,8	0,8	0,8	0,8	0,8	0,8	0,8	0,8	0,8	0,8	0,8	0,8	0,8	0,8
			1,0	1,0	1,0	1,0	1,0	1,0	1,0	1,0	1,0	1,0	1,0	1,0	1,0	1,0

### Cleanout tee with cover

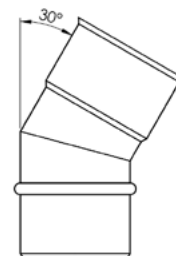
Index                      KZS - WTD                     



Diameters	[mm]	110	120	130	140	150	160	180	200	225	250	300	350	400	450	500
Available steel thickness	[mm]	0,8	0,8	0,8	0,8	0,8	0,8	0,8	0,8	0,8	0,8	0,8	0,8	0,8	0,8	0,8
			1,0	1,0	1,0	1,0	1,0	1,0	1,0	1,0	1,0	1,0	1,0	1,0	1,0	1,0

### Elbow 30°

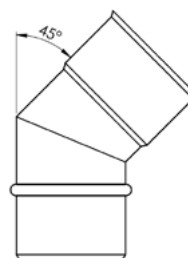
Index                      KZS - K30                     



Diameters	[mm]	110	120	130	140	150	160	180	200	225	250	300	350	400	450	500
Available steel thickness	[mm]	0,8	0,8	0,8	0,8	0,8	0,8	0,8	0,8	0,8	0,8	0,8	0,8	0,8	0,8	0,8
			1,0	1,0	1,0	1,0	1,0	1,0	1,0	1,0	1,0	1,0	1,0	1,0	1,0	1,0

### Elbow 45°

Index                      KZS - K45                     

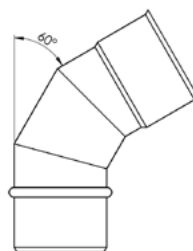


Diameters	[mm]	110	120	130	140	150	160	180	200	225	250	300	350	400	450	500
Available steel thickness	[mm]	0,8	0,8	0,8	0,8	0,8	0,8	0,8	0,8	0,8	0,8	0,8	0,8	0,8	0,8	0,8
			1,0	1,0	1,0	1,0	1,0	1,0	1,0	1,0	1,0	1,0	1,0	1,0	1,0	1,0



### Elbow 60°

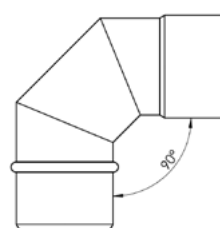
Index **KZS - K60**



Diameters	[mm]	110	120	130	140	150	160	180	200	225	250	300	350	400	450	500
Available steel thickness	[mm]	0,8	0,8	0,8	0,8	0,8	0,8	0,8	0,8	0,8	0,8	0,8	0,8	0,8	0,8	0,8
			1,0	1,0	1,0	1,0	1,0	1,0	1,0	1,0	1,0	1,0	1,0	1,0	1,0	1,0

### Elbow 90°

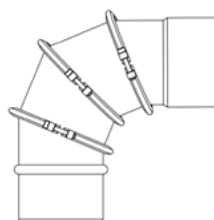
Index **KZS - K90**



Diameters	[mm]	110	120	130	140	150	160	180	200	225	250	300	350	400	450	500
Available steel thickness	[mm]	0,8	0,8	0,8	0,8	0,8	0,8	0,8	0,8	0,8	0,8	0,8	0,8	0,8	0,8	0,8
			1,0	1,0	1,0	1,0	1,0	1,0	1,0	1,0	1,0	1,0	1,0	1,0	1,0	1,0

### Adjustable elbow 0°- 90°

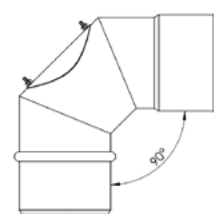
Index **KZS - KN90**



Diameters	[mm]	110	120	130	140	150	160	180	200	225	250	300	350	400	450	500
Available steel thickness	[mm]	0,8	0,8	0,8	0,8	0,8	0,8	0,8	0,8	0,8	0,8	0,8	0,8	0,8	0,8	0,8
			1,0	1,0	1,0	1,0	1,0	1,0	1,0	1,0	1,0	1,0	1,0	1,0	1,0	1,0

### Elbow 90° with cleanout

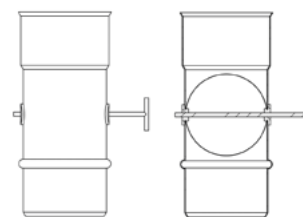
Index **KZS - KW90**



Diameters	[mm]	110	120	130	140	150	160	180	200	225	250	300	350	400	450	500
Available steel thickness	[mm]	0,8	0,8	0,8	0,8	0,8	0,8	0,8	0,8	0,8	0,8	0,8	0,8	0,8	0,8	0,8
			1,0	1,0	1,0	1,0	1,0	1,0	1,0	1,0	1,0	1,0	1,0	1,0	1,0	1,0

### Damper

Index                      KZS - S                     



Diameters	[mm]	110	120	130	140	150	160	180	200	225	250	300	350	400	450	500
Available steel thickness	[mm]	0,8	0,8	0,8	0,8	0,8	0,8	0,8	0,8	0,8	0,8	0,8	0,8	0,8	0,8	0,8
			1,0	1,0	1,0	1,0	1,0	1,0	1,0	1,0	1,0	1,0	1,0	1,0	1,0	1,0

### Conical reduction

Index                      KZS - RS                     



Diameters	[mm]	110	120	130	140	150	160	180	200	225	250	300	350	400	450	500
Available steel thickness	[mm]	0,8	0,8	0,8	0,8	0,8	0,8	0,8	0,8	0,8	0,8	0,8	0,8	0,8	0,8	0,8
			1,0	1,0	1,0	1,0	1,0	1,0	1,0	1,0	1,0	1,0	1,0	1,0	1,0	1,0

### Stamped reduction

Index                      KZS - RR                     



Diameters	[mm]	110	120	130	140	150	160	180	200	225	250	300	350	400	450	500
Available steel thickness	[mm]	0,8	0,8	0,8	0,8	0,8	0,8	0,8	0,8	0,8	0,8	0,8	0,8	0,8	0,8	0,8
			1,0	1,0	1,0	1,0	1,0	1,0	1,0	1,0	1,0	1,0	1,0	1,0	1,0	1,0

### Condensate collector

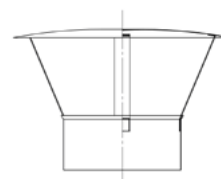
Index                      KZS - O                     



Diameters	[mm]	110	120	130	140	150	160	180	200	225	250	300	350	400	450	500
Available steel thickness	[mm]	0,8	0,8	0,8	0,8	0,8	0,8	0,8	0,8	0,8	0,8	0,8	0,8	0,8	0,8	0,8
			1,0	1,0	1,0	1,0	1,0	1,0	1,0	1,0	1,0	1,0	1,0	1,0	1,0	1,0

### Cap

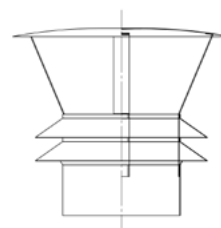
Index **KZS - D**



Diameters	[mm]	110	120	130	140	150	160	180	200	225	250	300	350	400	450	500
Available steel thickness	[mm]		0,8	0,8	0,8	0,8	0,8	0,8	0,8	0,8	0,8	0,8	0,8	0,8	0,8	0,8
			1,0	1,0	1,0	1,0	1,0	1,0	1,0	1,0	1,0	1,0	1,0	1,0	1,0	1,0

### Cap with two rings

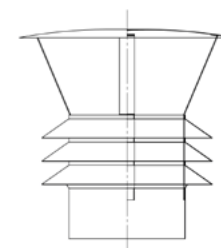

Index **KZS - DP2**



Diameters	[mm]	110	120	130	140	150	160	180	200	225	250	300	350	400	450	500
Available steel thickness	[mm]		0,8	0,8	0,8	0,8	0,8	0,8	0,8	0,8	0,8	0,8	0,8	0,8	0,8	0,8
			1,0	1,0	1,0	1,0	1,0	1,0	1,0	1,0	1,0	1,0	1,0	1,0	1,0	1,0

### Cap with three rings

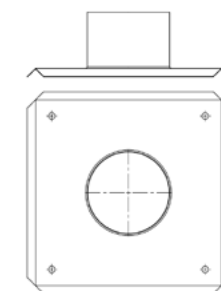

Index **KZS - DP3**



Diameters	[mm]	110	120	130	140	150	160	180	200	225	250	300	350	400	450	500
Available steel thickness	[mm]		0,8	0,8	0,8	0,8	0,8	0,8	0,8	0,8	0,8	0,8	0,8	0,8	0,8	0,8
			1,0	1,0	1,0	1,0	1,0	1,0	1,0	1,0	1,0	1,0	1,0	1,0	1,0	1,0

### Pass-through

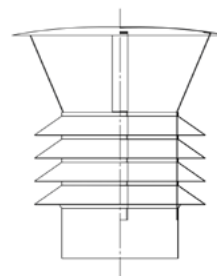
Index **KZS - PR**



Diameters	[mm]	110	120	130	140	150	160	180	200	225	250	300	350	400	450	500
Available steel thickness	[mm]		0,8	0,8	0,8	0,8	0,8	0,8	0,8	0,8	0,8	0,8	0,8	0,8	0,8	0,8
			1,0	1,0	1,0	1,0	1,0	1,0	1,0	1,0	1,0	1,0	1,0	1,0	1,0	1,0

### Cap with four rings

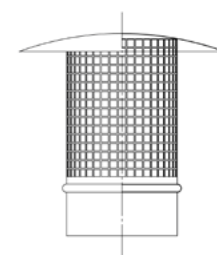
Index                      KZS - DP4                     



Diameters	[mm]	110	120	130	140	150	160	180	200	225	250	300	350	400	450	500
Available steel thickness	[mm]		0,8	0,8	0,8	0,8	0,8	0,8	0,8	0,8	0,8	0,8	0,8	0,8	0,8	0,8
			1,0	1,0	1,0	1,0	1,0	1,0	1,0	1,0	1,0	1,0	1,0	1,0	1,0	1,0

### Spark arrestor

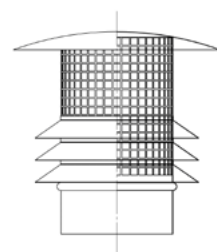

Index                      KZS - L                     



Diameters	[mm]	110	120	130	140	150	160	180	200	225	250	300	350	400	450	500
Available steel thickness	[mm]	0,8	0,8	0,8	0,8	0,8	0,8	0,8	0,8	0,8	0,8	0,8	0,8	0,8	0,8	0,8
			1,0	1,0	1,0	1,0	1,0	1,0	1,0	1,0	1,0	1,0	1,0	1,0	1,0	1,0

### Spark arrestor Ring

Index                      KZS - LR                     



Diameters	[mm]	110	120	130	140	150	160	180	200	225	250	300	350	400	450	500
Available steel thickness	[mm]		0,8	0,8	0,8	0,8	0,8	0,8	0,8	0,8	0,8	0,8	0,8	0,8	0,8	0,8
			1,0	1,0	1,0	1,0	1,0	1,0	1,0	1,0	1,0	1,0	1,0	1,0	1,0	1,0

### Napoleon cap 1

Index                      KZS-DN                     



Diameters	[mm]	140x140	142x270	140x350	200x200	270x270	400x400	400x500	400x600	500x500	500x600
Available steel thickness	[mm]	0,8	0,8	0,8	0,8	0,8	0,8	0,8	0,8	0,8	0,8

### Napoleon cap 2

Index **KZS - DN2**



Diameters [mm]	140x140	142x270	140x350	200x200	270x270	400x400	400x500	400x600	500x500	500x600
Available steel thickness [mm]	0,8	0,8	0,8	0,8	0,8	0,8	0,8	0,8	0,8	0,8

### Napoleon cap 3

Index **KZS - DN3**



Diameters [mm]	140x140	142x270	140x350	200x200	270x270	400x400	400x500	400x600	500x500	500x600
Available steel thickness [mm]	0,8	0,8	0,8	0,8	0,8	0,8	0,8	0,8	0,8	0,8

# PROFIFLEX

## PROFIFLEX flexible pipe

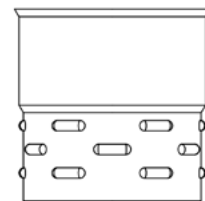
Index	KZS - RUX
-------	-----------



Diameters	[mm]	100	110	120	130	140	150	160	180	200	225	250	300
Available steel thickness	[mm]	0,8	0,8	0,8	0,8	0,8	0,8	0,8	0,8	0,8	0,8	0,8	0,8

## PROFIFLEX top adapter

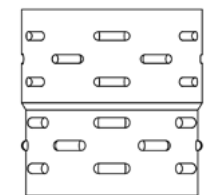
Index	KZS-ZGUX
-------	----------



Diameters	[mm]	100	110	120	130	140	150	160	180	200	225	250	300
Available steel thickness	[mm]	0,8	0,8	0,8	0,8	0,8	0,8	0,8	0,8	0,8	0,8	0,8	0,8

## PROFIFLEX middle adapter

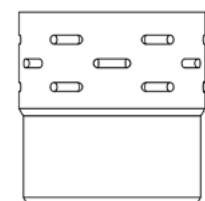
Index	KZS - ZPUX
-------	------------



Diameters	[mm]	100	110	120	130	140	150	160	180	200	225	250	300
Available steel thickness	[mm]	0,8	0,8	0,8	0,8	0,8	0,8	0,8	0,8	0,8	0,8	0,8	0,8

## PROFIFLEX bottom adapter

Index	KZS-ZDUX
-------	----------



Diameters	[mm]	100	110	120	130	140	150	160	180	200	225	250	300
Available steel thickness	[mm]	0,8	0,8	0,8	0,8	0,8	0,8	0,8	0,8	0,8	0,8	0,8	0,8

# KO

## System of oval heat resistant single-wall chimney liner for open chamber heating appliances for solid fuels



The KO chimney system has been designed for rectangular cross-section chimney shafts. It has been designed for boilers working in vacuum, with open combustion chambers, powered by ecological solid fuel like log wood, wood chips, wood pellet. Steel elements with heat resistant properties have an excellent resistance to high temperatures. Male-female connector facilitates installation and reinforces the chimney construction.



Excellent resistance to high temperatures



Designed for devices with open combustion chambers



Male-female connector



Perfect for rectangular chimney shaft

### A wide use of KO chimney system

Elements of KO chimney system are used primarily as chimney liners in already existing rectangular shafts. A large selection of available shaped pieces and pipes ensures that the system ideally fits every building heated by solid fuel boilers.

### Technical data

Product serial symbol	KO
Type of system	Single wall oval
Intended use	Open chamber heating appliances
Fuel	Ecological solid fuels
Available thickness of steel	0,8 mm / 1,0 mm
Available diameter range	160 mm (110x185 mm) - 225 mm (140x250 mm)
Grade of steel	der Norm PN-EN 18-56-1 entsprechen
Type of connection	Male-female connector
Temperature class	T 450
Pressure class	N1 (pressure of 40 Pa)
Operation mode	Negative pressure
Soot fire resistant	G1000



### Pipe L=1000 mm

Index	KO-R10
-------	--------



Dimensions	[mm]	110x185	110x200	110x210	110x230	120x180	120x195	120x225	120x240	130x200	130x220	130x240	130x250	140x250
Diameters	[mm]	160	180	180	180	160	200	180	200	180	200	200	225	225
Available steel thickness	[mm]	0,8 1,0	0,8 1,0	0,8 1,0	0,8 1,0	0,8 1,0	0,8 1,0	0,8 1,0	0,8 1,0	0,8 1,0	0,8 1,0	0,8 1,0	0,8 1,0	0,8 1,0

### Pipe L=500 mm

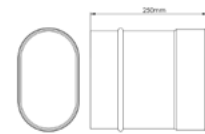
Index	KO-R02
-------	--------



Dimensions	[mm]	110x185	110x200	110x210	110x230	120x180	120x195	120x225	120x240	130x200	130x220	130x240	130x250	140x250
Diameters	[mm]	160	180	180	180	160	200	180	200	180	200	200	225	225
Available steel thickness	[mm]	0,8 1,0	0,8 1,0	0,8 1,0	0,8 1,0	0,8 1,0	0,8 1,0	0,8 1,0	0,8 1,0	0,8 1,0	0,8 1,0	0,8 1,0	0,8 1,0	0,8 1,0

### Pipe L=250 mm

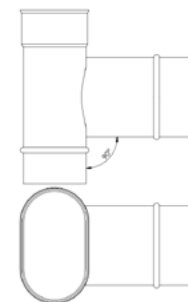
Index	KO-R02
-------	--------



Dimensions	[mm]	110x185	110x200	110x210	110x230	120x180	120x195	120x225	120x240	130x200	130x220	130x240	130x250	140x250
Diameters	[mm]	160	180	180	180	160	200	180	200	180	200	200	225	225
Available steel thickness	[mm]	0,8 1,0	0,8 1,0	0,8 1,0	0,8 1,0	0,8 1,0	0,8 1,0	0,8 1,0	0,8 1,0	0,8 1,0	0,8 1,0	0,8 1,0	0,8 1,0	0,8 1,0

### Tee-pipe 90° (1)

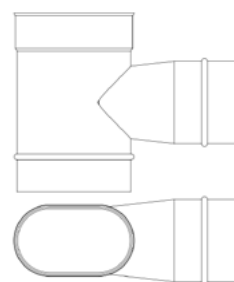
Index	KO - TR90(W1)
-------	---------------



Dimensions	[mm]	110x185	110x200	110x210	110x230	120x180	120x195	120x225	120x240	130x200	130x220	130x240	130x250	140x250
Diameters	[mm]	160	180	180	180	160	200	180	200	180	200	200	225	225
Available steel thickness	[mm]	0,8 1,0	0,8 1,0	0,8 1,0	0,8 1,0	0,8 1,0	0,8 1,0	0,8 1,0	0,8 1,0	0,8 1,0	0,8 1,0	0,8 1,0	0,8 1,0	0,8 1,0

### Tee-pipe 90° (2)

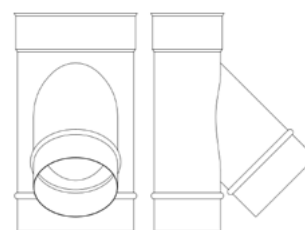
Index                      KO - TR90(W2)                     



Dimensions	[mm]	110x185	110x200	110x210	110x230	120x180	120x195	120x225	120x240	130x200	130x220	130x240	130x250	140x250
Diameters	[mm]	160	180	180	180	160	200	180	200	180	200	200	225	225
Available steel thickness	[mm]	0,8 1,0	0,8 1,0	0,8 1,0	0,8 1,0	0,8 1,0	0,8 1,0	0,8 1,0	0,8 1,0	0,8 1,0	0,8 1,0	0,8 1,0	0,8 1,0	0,8 1,0

### Tee-pipe 45° (1)

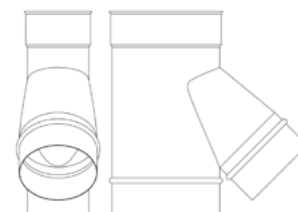
Index                      KO - TR45(W1)                     



Dimensions	[mm]	110x185	110x200	110x210	110x230	120x180	120x195	120x225	120x240	130x200	130x220	130x240	130x250	140x250
Diameters	[mm]	160	180	180	180	160	200	180	200	180	200	200	225	225
Available steel thickness	[mm]	0,8 1,0	0,8 1,0	0,8 1,0	0,8 1,0	0,8 1,0	0,8 1,0	0,8 1,0	0,8 1,0	0,8 1,0	0,8 1,0	0,8 1,0	0,8 1,0	0,8 1,0

### Tee-pipe 45° (2)

Index                      KO - TR45(W2)                     



Dimensions	[mm]	110x185	110x200	110x210	110x230	120x180	120x195	120x225	120x240	130x200	130x220	130x240	130x250	140x250
Diameters	[mm]	160	180	180	180	160	200	180	200	180	200	200	225	225
Available steel thickness	[mm]	0,8 1,0	0,8 1,0	0,8 1,0	0,8 1,0	0,8 1,0	0,8 1,0	0,8 1,0	0,8 1,0	0,8 1,0	0,8 1,0	0,8 1,0	0,8 1,0	0,8 1,0

### Cleanout tee with cover (1)

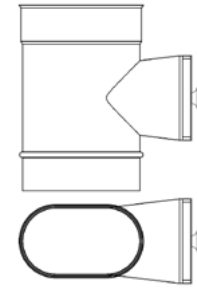
Index                      KO - WTD(W1)                     



Dimensions	[mm]	110x185	110x200	110x210	110x230	120x180	120x195	120x225	120x240	130x200	130x220	130x240	130x250	140x250
Diameters	[mm]	160	180	180	180	160	200	180	200	180	200	200	225	225
Available steel thickness	[mm]	0,8 1,0	0,8 1,0	0,8 1,0	0,8 1,0	0,8 1,0	0,8 1,0	0,8 1,0	0,8 1,0	0,8 1,0	0,8 1,0	0,8 1,0	0,8 1,0	0,8 1,0

### Cleanout tee with cover (2)

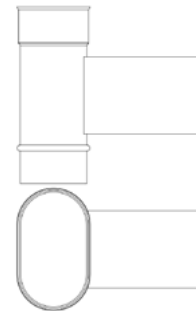
Index	KO - WTD(W2)
-------	--------------



Dimensions [mm]	110x185	110x200	110x210	110x230	120x180	120x195	120x225	120x240	130x200	130x220	130x240	130x250	140x250
Diameters [mm]	160	180	180	180	160	200	180	200	180	200	200	225	225
Available steel thickness [mm]	0,8 1,0	0,8 1,0	0,8 1,0	0,8 1,0	0,8 1,0	0,8 1,0	0,8 1,0	0,8 1,0	0,8 1,0	0,8 1,0	0,8 1,0	0,8 1,0	0,8 1,0

### Cleanout (1)

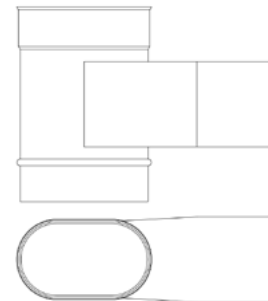
Index	KO - W(W1)
-------	------------



Dimensions [mm]	110x185	110x200	110x210	110x230	120x180	120x195	120x225	120x240	130x200	130x220	130x240	130x250	140x250
Diameters [mm]	160	180	180	180	160	200	180	200	180	200	200	225	225
Available steel thickness [mm]	0,8 1,0	0,8 1,0	0,8 1,0	0,8 1,0	0,8 1,0	0,8 1,0	0,8 1,0	0,8 1,0	0,8 1,0	0,8 1,0	0,8 1,0	0,8 1,0	0,8 1,0

### Cleanout (2)

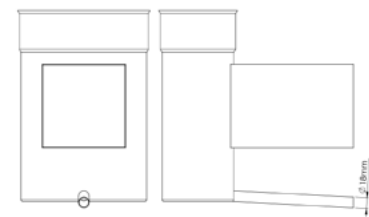
Index	KO - W(W2)
-------	------------



Dimensions [mm]	110x185	110x200	110x210	110x230	120x180	120x195	120x225	120x240	130x200	130x220	130x240	130x250	140x250
Diameters [mm]	160	180	180	180	160	200	180	200	180	200	200	225	225
Available steel thickness [mm]	0,8 1,0	0,8 1,0	0,8 1,0	0,8 1,0	0,8 1,0	0,8 1,0	0,8 1,0	0,8 1,0	0,8 1,0	0,8 1,0	0,8 1,0	0,8 1,0	0,8 1,0

### Cleanout with condenser (1)

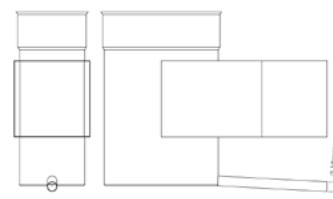
Index	KO - W0(W1)
-------	-------------



Dimensions [mm]	110x185	110x200	110x210	110x230	120x180	120x195	120x225	120x240	130x200	130x220	130x240	130x250	140x250
Diameters [mm]	160	180	180	180	160	200	180	200	180	200	200	225	225
Available steel thickness [mm]	0,8 1,0	0,8 1,0	0,8 1,0	0,8 1,0	0,8 1,0	0,8 1,0	0,8 1,0	0,8 1,0	0,8 1,0	0,8 1,0	0,8 1,0	0,8 1,0	0,8 1,0

### Cleanout with condenser (2)

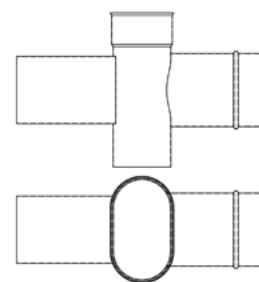
Index KO - W0(W2)



Dimensions	[mm]	110x185	110x200	110x210	110x230	120x180	120x195	120x225	120x240	130x200	130x220	130x240	130x250	140x250
Diameters	[mm]	160	180	180	180	160	200	180	200	180	200	200	225	225
Available steel thickness	[mm]	0,8 1,0	0,8 1,0	0,8 1,0	0,8 1,0	0,8 1,0	0,8 1,0	0,8 1,0	0,8 1,0	0,8 1,0	0,8 1,0	0,8 1,0	0,8 1,0	0,8 1,0

### Tee with opposite cleaning

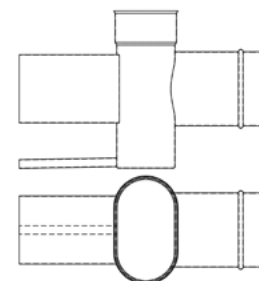
Index KO - TR90-W



Dimensions	[mm]	110x185	110x200	110x210	110x230	120x180	120x195	120x225	120x240	130x200	130x220	130x240	130x250	140x250
Diameters	[mm]	160	180	180	180	160	200	180	200	180	200	200	225	225
Available steel thickness	[mm]	0,8 1,0	0,8 1,0	0,8 1,0	0,8 1,0	0,8 1,0	0,8 1,0	0,8 1,0	0,8 1,0	0,8 1,0	0,8 1,0	0,8 1,0	0,8 1,0	0,8 1,0

### Tee with opposite cleaning and condenser

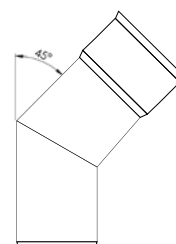
Index KO - TR90-W0



Dimensions	[mm]	110x185	110x200	110x210	110x230	120x180	120x195	120x225	120x240	130x200	130x220	130x240	130x250	140x250
Diameters	[mm]	160	180	180	180	160	200	180	200	180	200	200	225	225
Available steel thickness	[mm]	0,8 1,0	0,8 1,0	0,8 1,0	0,8 1,0	0,8 1,0	0,8 1,0	0,8 1,0	0,8 1,0	0,8 1,0	0,8 1,0	0,8 1,0	0,8 1,0	0,8 1,0

### Flat horizontal elbow 45° (1)

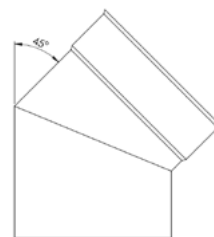
Index KO - K45(W1)



Dimensions	[mm]	110x185	110x200	110x210	110x230	120x180	120x195	120x225	120x240	130x200	130x220	130x240	130x250	140x250
Diameters	[mm]	160	180	180	180	160	200	180	200	180	200	200	225	225
Available steel thickness	[mm]	0,8 1,0	0,8 1,0	0,8 1,0	0,8 1,0	0,8 1,0	0,8 1,0	0,8 1,0	0,8 1,0	0,8 1,0	0,8 1,0	0,8 1,0	0,8 1,0	0,8 1,0

### Flat vertical elbow 45° (2)

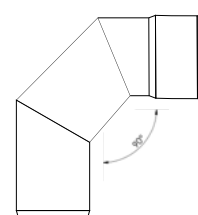
Index                      KO-K45(W2)                     



Dimensions	[mm]	110x185	110x200	110x210	110x230	120x180	120x195	120x225	120x240	130x200	130x220	130x240	130x250	140x250
Diameters	[mm]	160	180	180	180	160	200	180	200	180	200	200	225	225
Available steel thickness	[mm]	0,8 1,0	0,8 1,0	0,8 1,0	0,8 1,0	0,8 1,0	0,8 1,0	0,8 1,0	0,8 1,0	0,8 1,0	0,8 1,0	0,8 1,0	0,8 1,0	0,8 1,0

### Flat horizontal elbow 90° (1)

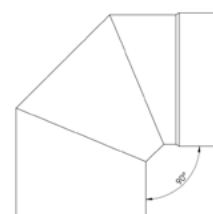
Index                      KO-K90(W1)                     



Dimensions	[mm]	110x185	110x200	110x210	110x230	120x180	120x195	120x225	120x240	130x200	130x220	130x240	130x250	140x250
Diameters	[mm]	160	180	180	180	160	200	180	200	180	200	200	225	225
Available steel thickness	[mm]	0,8 1,0	0,8 1,0	0,8 1,0	0,8 1,0	0,8 1,0	0,8 1,0	0,8 1,0	0,8 1,0	0,8 1,0	0,8 1,0	0,8 1,0	0,8 1,0	0,8 1,0

### Flat vertical elbow 90° (2)

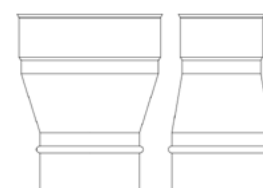
Index                      KO-K90(W2)                     



Dimensions	[mm]	110x185	110x200	110x210	110x230	120x180	120x195	120x225	120x240	130x200	130x220	130x240	130x250	140x250
Diameters	[mm]	160	180	180	180	160	200	180	200	180	200	200	225	225
Available steel thickness	[mm]	0,8 1,0	0,8 1,0	0,8 1,0	0,8 1,0	0,8 1,0	0,8 1,0	0,8 1,0	0,8 1,0	0,8 1,0	0,8 1,0	0,8 1,0	0,8 1,0	0,8 1,0

### Oval conical reduction

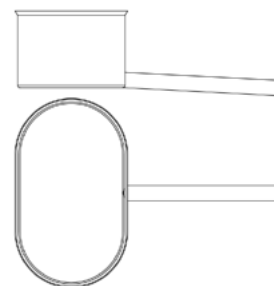
Index                      KO - RS                     



Dimensions	[mm]	110x185	110x200	110x210	110x230	120x180	120x195	120x225	120x240	130x200	130x220	130x240	130x250	140x250
Diameters	[mm]	160	180	180	180	160	200	180	200	180	200	200	225	225
Available steel thickness	[mm]	0,8 1,0	0,8 1,0	0,8 1,0	0,8 1,0	0,8 1,0	0,8 1,0	0,8 1,0	0,8 1,0	0,8 1,0	0,8 1,0	0,8 1,0	0,8 1,0	0,8 1,0

### Oval rainshield

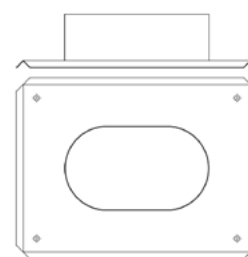
Index	KO - OPD													
-------	----------	--	--	--	--	--	--	--	--	--	--	--	--	--



Dimensions	[mm]	110x185	110x200	110x210	110x230	120x180	120x195	120x225	120x240	130x200	130x220	130x240	130x250	140x250
Diameters	[mm]	160	180	180	180	160	200	180	200	180	200	200	225	225
Available steel thickness	[mm]	0,8 1,0	0,8 1,0	0,8 1,0	0,8 1,0	0,8 1,0	0,8 1,0	0,8 1,0	0,8 1,0	0,8 1,0	0,8 1,0	0,8 1,0	0,8 1,0	0,8 1,0

### Cap

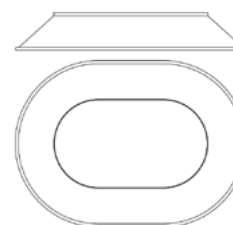
Index	KO - D													
-------	--------	--	--	--	--	--	--	--	--	--	--	--	--	--



Dimensions	[mm]	110x185	110x200	110x210	110x230	120x180	120x195	120x225	120x240	130x200	130x220	130x240	130x250	140x250
Diameters	[mm]	160	180	180	180	160	200	180	200	180	200	200	225	225
Available steel thickness	[mm]	0,8 1,0	0,8 1,0	0,8 1,0	0,8 1,0	0,8 1,0	0,8 1,0	0,8 1,0	0,8 1,0	0,8 1,0	0,8 1,0	0,8 1,0	0,8 1,0	0,8 1,0

### Oval rainshield

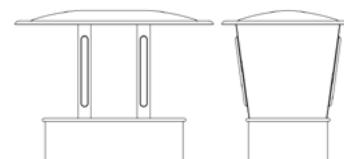
Index	KO - OPD													
-------	----------	--	--	--	--	--	--	--	--	--	--	--	--	--



Dimensions	[mm]	110x185	110x200	110x210	110x230	120x180	120x195	120x225	120x240	130x200	130x220	130x240	130x250	140x250
Diameters	[mm]	160	180	180	180	160	200	180	200	180	200	200	225	225
Available steel thickness	[mm]	0,8 1,0	0,8 1,0	0,8 1,0	0,8 1,0	0,8 1,0	0,8 1,0	0,8 1,0	0,8 1,0	0,8 1,0	0,8 1,0	0,8 1,0	0,8 1,0	0,8 1,0

### Cap

Index	KO - D													
-------	--------	--	--	--	--	--	--	--	--	--	--	--	--	--



Dimensions	[mm]	110x185	110x200	110x210	110x230	120x180	120x195	120x225	120x240	130x200	130x220	130x240	130x250	140x250
Diameters	[mm]	160	180	180	180	160	200	180	200	180	200	200	225	225
Available steel thickness	[mm]	0,8 1,0	0,8 1,0	0,8 1,0	0,8 1,0	0,8 1,0	0,8 1,0	0,8 1,0	0,8 1,0	0,8 1,0	0,8 1,0	0,8 1,0	0,8 1,0	0,8 1,0

# KB

## Connection elements of chimney and boiler exhaust system for ecological solid fuels (fireplaces)

The set of KB elements has been designed for connecting devices such as stoves or fireplaces powered by solid fuels to vertical flues. Elements made of black steel with a thickness of 2 mm have an excellent resistance to high temperatures. Emulsion coating used for the shaped pieces protects the surface from the effects of corrosion.



Excellent resistance to high temperatures



2 mm thickness of steel sheets ensures durability



The set of KB elements is designed for connecting devices to vertical flues



Ideal for fireplaces

### A wide use of KB chimney system

The KB elements are used primarily as connections to such devices as fireplaces. Our large selection of shaped pieces and pipes ensures that the elements ideally fit a fireplace or stove. An exceptional resistance to high temperatures and durability guarantee safety and comfort.

### Technical data

Product serial symbol	KB
Type of system	Single wall
Intended use	fireplaces
Fuel	ecological solid fuels
Available thickness of steel	2 mm
Available diameter range	120 - 250 mm
Grade of steel	S235 or other according to PN-EN 1856-1
Type of connection	Male-female connector
Temperature class	T 600
Pressure class	N1 (pressure of 40 Pa)
Operation mode	Negative pressure
Soot fire resistant	G1000

### Pipe L=1000 mm

Index **KB - R10**



Diameters	[mm]	120	130	150	160	180	200	250
Available steel thickness	[mm]	2,0	2,0	2,0	2,0	2,0	2,0	2,0

### Pipe L=500 mm

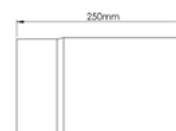
Index **KB - R05**



Diameters	[mm]	120	130	150	160	180	200	250
Available steel thickness	[mm]	2,0	2,0	2,0	2,0	2,0	2,0	2,0

### Pipe L=250 mm

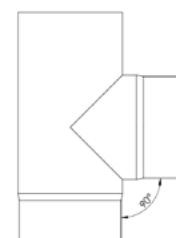
Index **KB - R02**



Diameters	[mm]	120	130	150	160	180	200	250
Available steel thickness	[mm]	2,0	2,0	2,0	2,0	2,0	2,0	2,0

### Tee-pipe 90°

Index **KB - TR90**

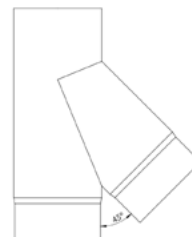


Diameters	[mm]	120	130	150	160	180	200	250
Available steel thickness	[mm]	2,0	2,0	2,0	2,0	2,0	2,0	2,0



### Tee-pipe 45°

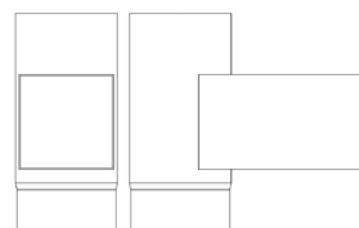
Index **KB - TR45**



Diameters	[mm]	120	130	150	160	180	200	250
Available steel thickness	[mm]	2,0	2,0	2,0	2,0	2,0	2,0	2,0

### Cleanout

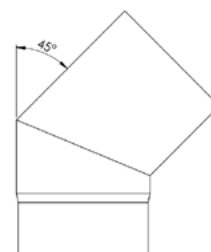
Index **KB - W**



Diameters	[mm]	120	130	150	160	180	200	250
Available steel thickness	[mm]	2,0	2,0	2,0	2,0	2,0	2,0	2,0

### Elbow 45°

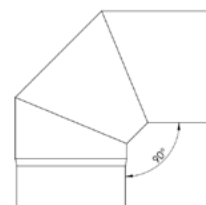
Index **KB - K45**



Diameters	[mm]	120	130	150	160	180	200	250
Available steel thickness	[mm]	2,0	2,0	2,0	2,0	2,0	2,0	2,0

### Elbow 90°

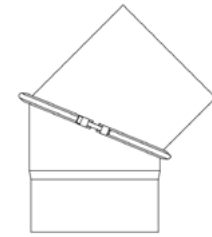
Index **KB - K90**



Diameters	[mm]	120	130	150	160	180	200	250
Available steel thickness	[mm]	2,0	2,0	2,0	2,0	2,0	2,0	2,0

### Adjustable elbow 0° - 45°

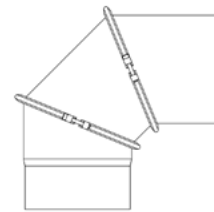
Index **KB - KN45**



Diameters	[mm]	120	130	150	160	180	200	250
Available steel thickness	[mm]	2,0	2,0	2,0	2,0	2,0	2,0	2,0

### Adjustable elbow 0° - 90°

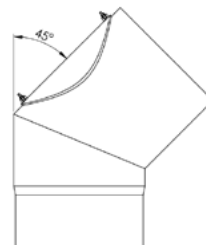
Index **KB - KN90**



Diameters	[mm]	120	130	150	160	180	200	250
Available steel thickness	[mm]	2,0	2,0	2,0	2,0	2,0	2,0	2,0

### Cleanout elbow 0° - 45°

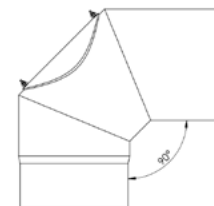
Index **KB - KW45**



Diameters	[mm]	120	130	150	160	180	200	250
Available steel thickness	[mm]	2,0	2,0	2,0	2,0	2,0	2,0	2,0

### Cleanout elbow 0° - 90°

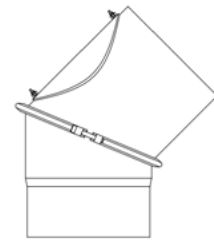
Index **KB - KW90**



Diameters	[mm]	120	130	150	160	180	200	250
Available steel thickness	[mm]	2,0	2,0	2,0	2,0	2,0	2,0	2,0

### Adjustable cleanout elbow 0° - 45°

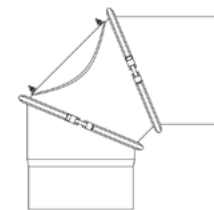
Index **KB - WN4**



Diameters	[mm]	120	130	150	160	180	200	250
Available steel thickness	[mm]	2,0	2,0	2,0	2,0	2,0	2,0	2,0

### Adjustable cleanout elbow 0° - 90°

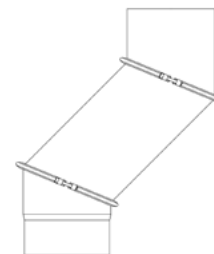
Index **KB - WN9**



Diameters	[mm]	120	130	150	160	180	200	250
Available steel thickness	[mm]	2,0	2,0	2,0	2,0	2,0	2,0	2,0

### Universal adjustable elbow

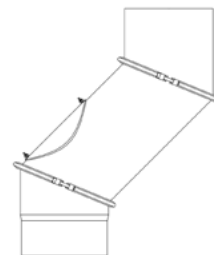
Index **KB - KNU**



Diameters	[mm]	120	130	150	160	180	200	250
Available steel thickness	[mm]	2,0	2,0	2,0	2,0	2,0	2,0	2,0

### Universal adjustable cleanout elbow

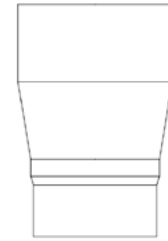
Index **KB - KWNU**



Diameters	[mm]	120	130	150	160	180	200	250
Available steel thickness	[mm]	2,0	2,0	2,0	2,0	2,0	2,0	2,0

### Conical reduction

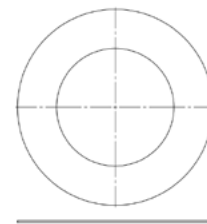
Index **KB - RS**



Diameters	[mm]	120	130	150	160	180	200	250
Available steel thickness	[mm]	2,0	2,0	2,0	2,0	2,0	2,0	2,0

### Insert 0° - 90°

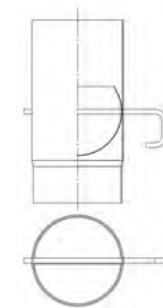
Index **KB - WK**



Diameters	[mm]	120	130	150	160	180	200	250
Available steel thickness	[mm]	2,0	2,0	2,0	2,0	2,0	2,0	2,0

### Chimney rosette

Index **KB - RZ**



Diameters	[mm]	120	130	150	160	180	200	250
Available steel thickness	[mm]	2,0	2,0	2,0	2,0	2,0	2,0	2,0

### Damper

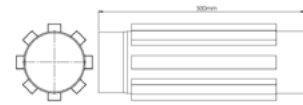
Index **KB - S**



Diameters	[mm]	120	130	150	160	180	200	250
Available steel thickness	[mm]	2,0	2,0	2,0	2,0	2,0	2,0	2,0

### Radiator L=1000 mm

Index	KB - RD10
-------	-----------



Diameters	[mm]	120	130	150	160	180	200	250
Available steel thickness	[mm]	2,0	2,0	2,0	2,0	2,0	2,0	2,0

### Radiator L=500 mm

Index	KB - RD05
-------	-----------



Diameters	[mm]	120	130	150	160	180	200	250
Available steel thickness	[mm]	2,0	2,0	2,0	2,0	2,0	2,0	2,0

# KD

## Insulated stainless steel chimney system for open chamber heating appliances for solid fuels

The KD chimney system has been designed for installations on the outside of the building. It is intended for boilers working in vacuum with open combustion chambers, powered by gas or fuel oil. Elements made of acid-resistant steel are highly resistant to a negative impact of the condensate produced by boilers during the combustion process. Due to 30 mm mineral wool insulation the chimney elements can be installed on the outside of the shaft.



Perfect condensate resistance



Designed for devices with open combustion chambers



30 mm mineral wool insulation



Ideal for installation on the outside of the shaft

### A wide use of KD chimney system


The elements of the KD system are primarily used as outer chimneys, particularly in buildings where it is impossible to run wires through chimney shafts. A large selection and availability of shaped pieces and pipes guarantee that they will fit every building heated by gas or oil boiler with an open combustion chamber.

### Technical data

Product serial symbol	KD
Type of system	twin-wall / insulated
Intended use	Open chamber heating appliances
Fuel	Gas/ fuel oil
Available thickness of steel rdzenia	0,5 mm / 0,8 mm / 1,0 mm
Available thickness of steel płaszcz	0,5 mm
Available diameter range	110 - 500 mm
Grade of steel	1.4301, 1.4404, 1.4571 or other according to PN-EN 1856-1
Insulation	30 mm mineral wool with the density of 100 kg/m <sup>3</sup>
Type of connection	Male-female connector
Temperature class	T 600
Pressure class	N1 (pressure of 40 Pa)
Operation mode	Negative pressure
Condensate resistance	W
Corrosion resistance	Vm

### Insulated pipe L=1000 mm

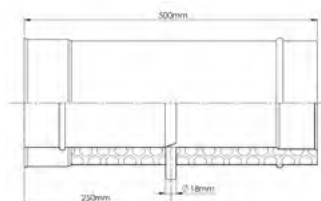

Index **KD-R10**



Diameters [mm]	110	120	130	140	150	160	180	200	225	250	300	350	400	450	500
Available steel thickness [mm]	0,5 0,8	0,5 0,8	0,5 0,8	0,5 0,8	0,5 0,8	0,5 0,8	0,5 0,8	0,5 0,8	0,5 0,8	0,5 0,8	0,5 0,8	0,5 0,8	0,5 0,8	0,5 0,8	0,5 0,8
thickness		1,0	1,0	1,0	1,0	1,0	1,0	1,0	1,0	1,0	1,0	1,0	1,0	1,0	1,0

### Insulated pipe L=500 mm

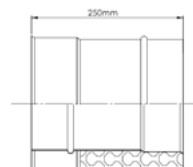

Index **KD-R05**



Diameters [mm]	110	120	130	140	150	160	180	200	225	250	300	350	400	450	500
Available steel thickness [mm]	0,5 0,8	0,5 0,8	0,5 0,8	0,5 0,8	0,5 0,8	0,5 0,8	0,5 0,8	0,5 0,8	0,5 0,8	0,5 0,8	0,5 0,8	0,5 0,8	0,5 0,8	0,5 0,8	0,5 0,8
thickness		1,0	1,0	1,0	1,0	1,0	1,0	1,0	1,0	1,0	1,0	1,0	1,0	1,0	1,0

### Insulated pipe L=250 mm


Index **KD-R02**



Diameters [mm]	110	120	130	140	150	160	180	200	225	250	300	350	400	450	500
Available steel thickness [mm]	0,5 0,8	0,5 0,8	0,5 0,8	0,5 0,8	0,5 0,8	0,5 0,8	0,5 0,8	0,5 0,8	0,5 0,8	0,5 0,8	0,5 0,8	0,5 0,8	0,5 0,8	0,5 0,8	0,5 0,8
thickness		1,0	1,0	1,0	1,0	1,0	1,0	1,0	1,0	1,0	1,0	1,0	1,0	1,0	1,0

### Insulated pipe with connection 1/2" L=1000 mm

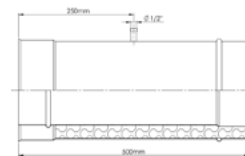
Index **KD-RKC10**



Diameters [mm]	110	120	130	140	150	160	180	200	225	250	300	350	400	450	500
Available steel thickness [mm]	0,5 0,8	0,5 0,8	0,5 0,8	0,5 0,8	0,5 0,8	0,5 0,8	0,5 0,8	0,5 0,8	0,5 0,8	0,5 0,8	0,5 0,8	0,5 0,8	0,5 0,8	0,5 0,8	0,5 0,8
thickness		1,0	1,0	1,0	1,0	1,0	1,0	1,0	1,0	1,0	1,0	1,0	1,0	1,0	1,0

**Insulated pipe with connection 1/2"**  
**L=500 mm**

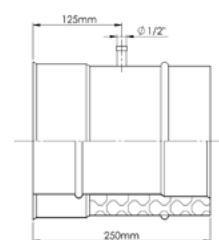

Index **KD-RKC05**



Diameters [mm]	110	120	130	140	150	160	180	200	225	250	300	350	400	450	500
Available steel [mm]	0,5	0,5	0,5	0,5	0,5	0,5	0,5	0,5	0,5	0,5	0,5	0,5	0,5	0,5	0,5
thickness	0,8	0,8	0,8	0,8	0,8	0,8	0,8	0,8	0,8	0,8	0,8	0,8	0,8	0,8	0,8

**Insulated pipe with connection 1/2"**  
**L=250 mm**

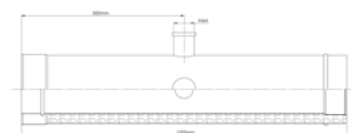

Index **KD-RKC02**



Diameters [mm]	110	120	130	140	150	160	180	200	225	250	300	350	400	450	500
Available steel [mm]	0,5	0,5	0,5	0,5	0,5	0,5	0,5	0,5	0,5	0,5	0,5	0,5	0,5	0,5	0,5
thickness	0,8	0,8	0,8	0,8	0,8	0,8	0,8	0,8	0,8	0,8	0,8	0,8	0,8	0,8	0,8

**Insulated pipe with connection M64x4 L=1000 mm**

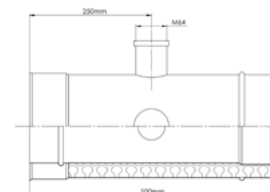

Index **KD-RKM10**



Diameters [mm]	110	120	130	140	150	160	180	200	225	250	300	350	400	450	500
Available steel [mm]	0,5	0,5	0,5	0,5	0,5	0,5	0,5	0,5	0,5	0,5	0,5	0,5	0,5	0,5	0,5
thickness	0,8	0,8	0,8	0,8	0,8	0,8	0,8	0,8	0,8	0,8	0,8	0,8	0,8	0,8	0,8

**Insulated pipe with connection M64x4 L=500 mm**

Index **KD-RKM05**

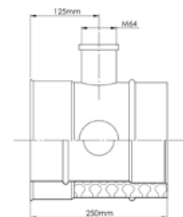


Diameters [mm]	110	120	130	140	150	160	180	200	225	250	300	350	400	450	500
Available steel [mm]	0,5	0,5	0,5	0,5	0,5	0,5	0,5	0,5	0,5	0,5	0,5	0,5	0,5	0,5	0,5
thickness	0,8	0,8	0,8	0,8	0,8	0,8	0,8	0,8	0,8	0,8	0,8	0,8	0,8	0,8	0,8



### Insulated pipe with connection M64x4 L=250 mm

Index **KD-RKM02**



Diameters [mm]	110	120	130	140	150	160	180	200	225	250	300	350	400	450	500
Available steel thickness [mm]	0,5 0,8	0,5 0,8	0,5 0,8	0,5 0,8	0,5 0,8	0,5 0,8	0,5 0,8	0,5 0,8	0,5 0,8	0,5 0,8	0,5 0,8	0,5 0,8	0,5 0,8	0,5 0,8	0,5 0,8
thickness	1,0	1,0	1,0	1,0	1,0	1,0	1,0	1,0	1,0	1,0	1,0	1,0	1,0	1,0	1,0

### Insulated pipe with condenser L=1000 mm

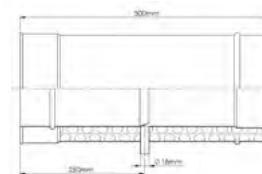
Index **KD-R10-0**



Diameters [mm]	110	120	130	140	150	160	180	200	225	250	300	350	400	450	500
Available steel thickness [mm]	0,5 0,8	0,5 0,8	0,5 0,8	0,5 0,8	0,5 0,8	0,5 0,8	0,5 0,8	0,5 0,8	0,5 0,8	0,5 0,8	0,5 0,8	0,5 0,8	0,5 0,8	0,5 0,8	0,5 0,8
thickness	1,0	1,0	1,0	1,0	1,0	1,0	1,0	1,0	1,0	1,0	1,0	1,0	1,0	1,0	1,0

### Insulated pipe with condenser L=500 mm

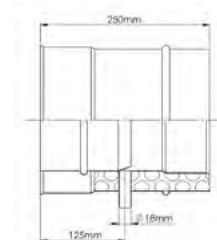
Index **KD-R05-0**



Diameters [mm]	110	120	130	140	150	160	180	200	225	250	300	350	400	450	500
Available steel thickness [mm]	0,5 0,8	0,5 0,8	0,5 0,8	0,5 0,8	0,5 0,8	0,5 0,8	0,5 0,8	0,5 0,8	0,5 0,8	0,5 0,8	0,5 0,8	0,5 0,8	0,5 0,8	0,5 0,8	0,5 0,8
thickness	1,0	1,0	1,0	1,0	1,0	1,0	1,0	1,0	1,0	1,0	1,0	1,0	1,0	1,0	1,0

### Insulated pipe with condenser L=250 mm


Index **KD-R02-0**



Diameters [mm]	110	120	130	140	150	160	180	200	225	250	300	350	400	450	500
Available steel thickness [mm]	0,5 0,8	0,5 0,8	0,5 0,8	0,5 0,8	0,5 0,8	0,5 0,8	0,5 0,8	0,5 0,8	0,5 0,8	0,5 0,8	0,5 0,8	0,5 0,8	0,5 0,8	0,5 0,8	0,5 0,8
thickness	1,0	1,0	1,0	1,0	1,0	1,0	1,0	1,0	1,0	1,0	1,0	1,0	1,0	1,0	1,0

### Insulated pipe with tight socket L=1000 mm

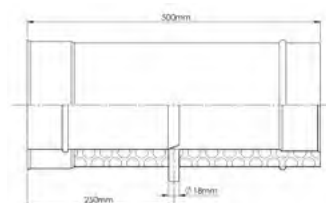

Index KD-R010



Diameters [mm]	110	120	130	140	150	160	180	200	225	250	300	350	400	450	500
Available steel [mm]	0,5	0,5	0,5	0,5	0,5	0,5	0,5	0,5	0,5	0,5	0,5	0,5	0,5	0,5	0,5
thickness	0,8	0,8	0,8	0,8	0,8	0,8	0,8	0,8	0,8	0,8	0,8	0,8	0,8	0,8	0,8
		1,0	1,0	1,0	1,0	1,0	1,0	1,0	1,0	1,0	1,0	1,0	1,0	1,0	1,0

### Insulated pipe with tight socket L=500 mm

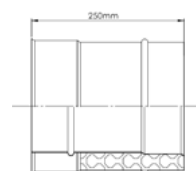

Index KD-R005



Diameters [mm]	110	120	130	140	150	160	180	200	225	250	300	350	400	450	500
Available steel [mm]	0,5	0,5	0,5	0,5	0,5	0,5	0,5	0,5	0,5	0,5	0,5	0,5	0,5	0,5	0,5
thickness	0,8	0,8	0,8	0,8	0,8	0,8	0,8	0,8	0,8	0,8	0,8	0,8	0,8	0,8	0,8
		1,0	1,0	1,0	1,0	1,0	1,0	1,0	1,0	1,0	1,0	1,0	1,0	1,0	1,0


### Insulated pipe L=250 mm

Index KD-R002



### Telescopic pipe

Index KD-RT



Diameters [mm]	110	120	130	140	150	160	180	200	225	250	300	350	400	450	500
Available steel [mm]	0,5	0,5	0,5	0,5	0,5	0,5	0,5	0,5	0,5	0,5	0,5	0,5	0,5	0,5	0,5
thickness	0,8	0,8	0,8	0,8	0,8	0,8	0,8	0,8	0,8	0,8	0,8	0,8	0,8	0,8	0,8
		1,0	1,0	1,0	1,0	1,0	1,0	1,0	1,0	1,0	1,0	1,0	1,0	1,0	1,0

### Insulated tee-pipe 90°

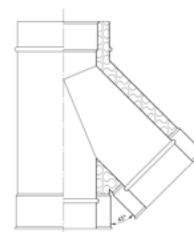

Index **KD-TR90**



Diameters [mm]	110	120	130	140	150	160	180	200	225	250	300	350	400	450	500
Available steel thickness [mm]	0,5 0,8	0,5 0,8	0,5 0,8	0,5 0,8	0,5 0,8	0,5 0,8	0,5 0,8	0,5 0,8	0,5 0,8	0,5 0,8	0,5 0,8	0,5 0,8	0,5 0,8	0,5 0,8	0,5 0,8
thickness		1,0	1,0	1,0	1,0	1,0	1,0	1,0	1,0	1,0	1,0	1,0	1,0	1,0	1,0

### Insulated tee-pipe 45°

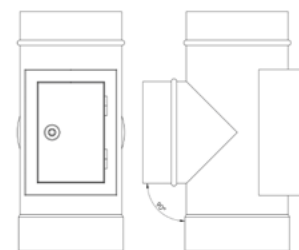
Index **KD-TR45**



Diameters [mm]	110	120	130	140	150	160	180	200	225	250	300	350	400	450	500
Available steel thickness [mm]	0,5 0,8	0,5 0,8	0,5 0,8	0,5 0,8	0,5 0,8	0,5 0,8	0,5 0,8	0,5 0,8	0,5 0,8	0,5 0,8	0,5 0,8	0,5 0,8	0,5 0,8	0,5 0,8	0,5 0,8
thickness		1,0	1,0	1,0	1,0	1,0	1,0	1,0	1,0	1,0	1,0	1,0	1,0	1,0	1,0

### Insulated tee with opposite cleanout and inspection door

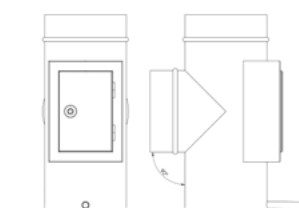
Index **KDD- TR90**



Diameters [mm]	110	120	130	140	150	160	180	200	225	250	300
Available steel thickness [mm]	0,5 0,8	0,5 0,8	0,5 0,8	0,5 0,8	0,5 0,8	0,5 0,8	0,5 0,8	0,5 0,8	0,5 0,8	0,5 0,8	0,5 0,8
thickness		1,0	1,0	1,0	1,0	1,0	1,0	1,0	1,0	1,0	1,0

### Insulated tee with opposite cleanout, condenser, plate and inspection door

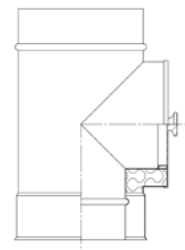
Index **KDD- TR90 - WO**



Diameters [mm]	110	120	130	140	150	160	180	200	225	250	300
Available steel thickness [mm]	0,5 0,8	0,5 0,8	0,5 0,8	0,5 0,8	0,5 0,8	0,5 0,8	0,5 0,8	0,5 0,8	0,5 0,8	0,5 0,8	0,5 0,8
thickness		1,0	1,0	1,0	1,0	1,0	1,0	1,0	1,0	1,0	1,0

### Insulated cleanout tee with cover

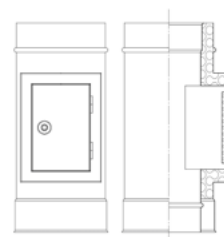
Index **KD- WTD**



Diameters [mm]	110	120	130	140	150	160	180	200	225	250	300	350	400	450	500	
Available steel thickness [mm]	0,5 0,8	0,5 0,8	0,5 0,8	0,5 0,8	0,5 0,8	0,5 0,8	0,5 0,8	0,5 0,8	0,5 0,8	0,5 0,8	0,5 0,8	0,5 0,8	0,5 0,8	0,5 0,8	0,5 0,8	0,5 0,8
thickness		1,0	1,0	1,0	1,0	1,0	1,0	1,0	1,0	1,0	1,0	1,0	1,0	1,0	1,0	1,0

### Insulated cleanout with inspection door

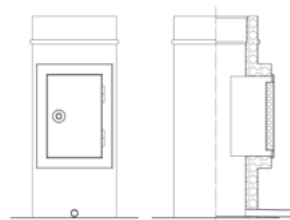
Index **KD- W-DWL**



Diameters [mm]	110	120	130	140	150	160	180	200	225	250	300	350	400	450	500	
Available steel thickness [mm]	0,5 0,8	0,5 0,8	0,5 0,8	0,5 0,8	0,5 0,8	0,5 0,8	0,5 0,8	0,5 0,8	0,5 0,8	0,5 0,8	0,5 0,8	0,5 0,8	0,5 0,8	0,5 0,8	0,5 0,8	0,5 0,8
thickness		1,0	1,0	1,0	1,0	1,0	1,0	1,0	1,0	1,0	1,0	1,0	1,0	1,0	1,0	1,0

### Insulated cleanout with condenser, plate and inspection door

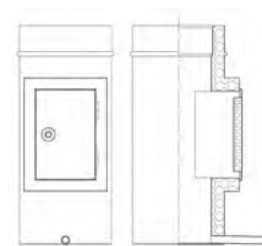
Index **KD- WOP-DWL**



Diameters [mm]	110	120	130	140	150	160	180	200	225	250	300	350	400	450	500	
Available steel thickness [mm]	0,5 0,8	0,5 0,8	0,5 0,8	0,5 0,8	0,5 0,8	0,5 0,8	0,5 0,8	0,5 0,8	0,5 0,8	0,5 0,8	0,5 0,8	0,5 0,8	0,5 0,8	0,5 0,8	0,5 0,8	0,5 0,8
thickness		1,0	1,0	1,0	1,0	1,0	1,0	1,0	1,0	1,0	1,0	1,0	1,0	1,0	1,0	1,0

### Insulated cleanout with condenser and inspection door

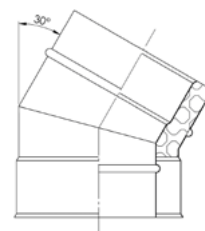
Index **KD- WO-DWL**



Diameters [mm]	110	120	130	140	150	160	180	200	225	250	300	350	400	450	500	
Available steel thickness [mm]	0,5 0,8	0,5 0,8	0,5 0,8	0,5 0,8	0,5 0,8	0,5 0,8	0,5 0,8	0,5 0,8	0,5 0,8	0,5 0,8	0,5 0,8	0,5 0,8	0,5 0,8	0,5 0,8	0,5 0,8	0,5 0,8
thickness		1,0	1,0	1,0	1,0	1,0	1,0	1,0	1,0	1,0	1,0	1,0	1,0	1,0	1,0	1,0

### Insulated elbow 30°

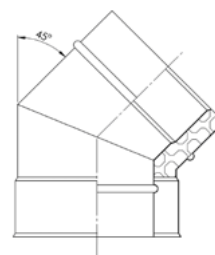
Index **KD - K30**



Diameters [mm]	110	120	130	140	150	160	180	200	225	250	300	350	400	450	500
Available steel thickness [mm]	0,5	0,5	0,5	0,5	0,5	0,5	0,5	0,5	0,5	0,5	0,5	0,5	0,5	0,5	0,5
	0,8	0,8	0,8	0,8	0,8	0,8	0,8	0,8	0,8	0,8	0,8	0,8	0,8	0,8	0,8
		1,0	1,0	1,0	1,0	1,0	1,0	1,0	1,0	1,0	1,0	1,0	1,0	1,0	1,0

### Insulated elbow 45°

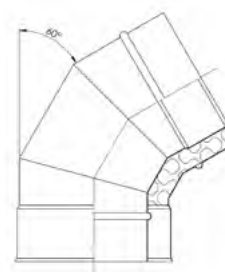
Index **KD-K45**



Diameters [mm]	110	120	130	140	150	160	180	200	225	250	300	350	400	450	500
Available steel thickness [mm]	0,5	0,5	0,5	0,5	0,5	0,5	0,5	0,5	0,5	0,5	0,5	0,5	0,5	0,5	0,5
	0,8	0,8	0,8	0,8	0,8	0,8	0,8	0,8	0,8	0,8	0,8	0,8	0,8	0,8	0,8
		1,0	1,0	1,0	1,0	1,0	1,0	1,0	1,0	1,0	1,0	1,0	1,0	1,0	1,0

### Insulated elbow 60°

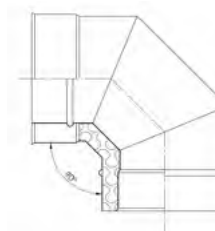
Index **KD-K60**



Diameters [mm]	110	120	130	140	150	160	180	200	225	250	300	350	400	450	500
Available steel thickness [mm]	0,5	0,5	0,5	0,5	0,5	0,5	0,5	0,5	0,5	0,5	0,5	0,5	0,5	0,5	0,5
	0,8	0,8	0,8	0,8	0,8	0,8	0,8	0,8	0,8	0,8	0,8	0,8	0,8	0,8	0,8
		1,0	1,0	1,0	1,0	1,0	1,0	1,0	1,0	1,0	1,0	1,0	1,0	1,0	1,0

### Insulated elbow 90°

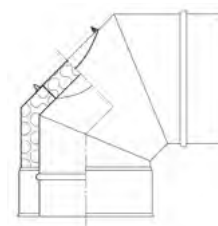
Index **KD-K90**



Diameters [mm]	110	120	130	140	150	160	180	200	225	250	300	350	400	450	500
Available steel thickness [mm]	0,5	0,5	0,5	0,5	0,5	0,5	0,5	0,5	0,5	0,5	0,5	0,5	0,5	0,5	0,5
	0,8	0,8	0,8	0,8	0,8	0,8	0,8	0,8	0,8	0,8	0,8	0,8	0,8	0,8	0,8
		1,0	1,0	1,0	1,0	1,0	1,0	1,0	1,0	1,0	1,0	1,0	1,0	1,0	1,0

### Elbow 90° with cleanout

Index	KD-KW90															
-------	---------	--	--	--	--	--	--	--	--	--	--	--	--	--	--	--



Diameters [mm]	110	120	130	140	150	160	180	200	225	250	300	350	400	450	500
Available steel [mm]	0,5	0,5	0,5	0,5	0,5	0,5	0,5	0,5	0,5	0,5	0,5	0,5	0,5	0,5	0,5
thickness	0,8	0,8	0,8	0,8	0,8	0,8	0,8	0,8	0,8	0,8	0,8	0,8	0,8	0,8	0,8
		1,0	1,0	1,0	1,0	1,0	1,0	1,0	1,0	1,0	1,0	1,0	1,0	1,0	1,0

### Insulated condensate collector

Index	KD-0															
-------	------	--	--	--	--	--	--	--	--	--	--	--	--	--	--	--



Diameters [mm]	110	120	130	140	150	160	180	200	225	250	300	350	400	450	500
Available steel [mm]	0,5	0,5	0,5	0,5	0,5	0,5	0,5	0,5	0,5	0,5	0,5	0,5	0,5	0,5	0,5
thickness	0,8	0,8	0,8	0,8	0,8	0,8	0,8	0,8	0,8	0,8	0,8	0,8	0,8	0,8	0,8
		1,0	1,0	1,0	1,0	1,0	1,0	1,0	1,0	1,0	1,0	1,0	1,0	1,0	1,0

### Insulated condensate collector with plate

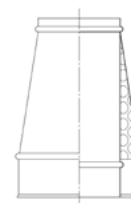

Index	KD-0P															
-------	-------	--	--	--	--	--	--	--	--	--	--	--	--	--	--	--



Diameters [mm]	110	120	130	140	150	160	180	200	225	250	300	350	400	450	500
Available steel [mm]	0,5	0,5	0,5	0,5	0,5	0,5	0,5	0,5	0,5	0,5	0,5	0,5	0,5	0,5	0,5
thickness	0,8	0,8	0,8	0,8	0,8	0,8	0,8	0,8	0,8	0,8	0,8	0,8	0,8	0,8	0,8
		1,0	1,0	1,0	1,0	1,0	1,0	1,0	1,0	1,0	1,0	1,0	1,0	1,0	1,0

### Insulated coning

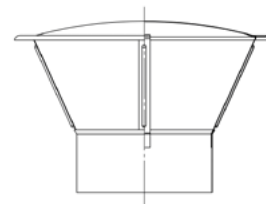
Index	KD-U															
-------	------	--	--	--	--	--	--	--	--	--	--	--	--	--	--	--



Diameters [mm]	110	120	130	140	150	160	180	200	225	250	300	350	400	450	500
Available steel [mm]	0,5	0,5	0,5	0,5	0,5	0,5	0,5	0,5	0,5	0,5	0,5	0,5	0,5	0,5	0,5
thickness	0,8	0,8	0,8	0,8	0,8	0,8	0,8	0,8	0,8	0,8	0,8	0,8	0,8	0,8	0,8
		1,0	1,0	1,0	1,0	1,0	1,0	1,0	1,0	1,0	1,0	1,0	1,0	1,0	1,0

### Cap 1

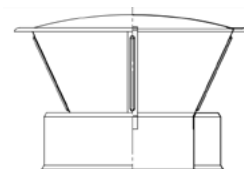
Index	KD-D(W1)
-------	----------



Diameters [mm]	110	120	130	140	150	160	180	200	225	250	300	350	400	450	500
Available steel thickness [mm]	0,5 0,8	0,5 0,8	0,5 0,8	0,5 0,8	0,5 0,8	0,5 0,8	0,5 0,8	0,5 0,8	0,5 0,8	0,5 0,8	0,5 0,8	0,5 0,8	0,5 0,8	0,5 0,8	0,5 0,8
thickness		1,0	1,0	1,0	1,0	1,0	1,0	1,0	1,0	1,0	1,0	1,0	1,0	1,0	1,0

### Cap 2

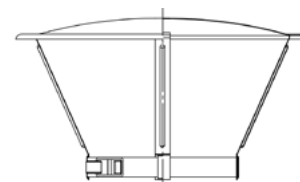
Index	KD - D(W2)
-------	------------



Diameters [mm]	110	120	130	140	150	160	180	200	225	250	300	350	400	450	500
Available steel thickness [mm]	0,5 0,8	0,5 0,8	0,5 0,8	0,5 0,8	0,5 0,8	0,5 0,8	0,5 0,8	0,5 0,8	0,5 0,8	0,5 0,8	0,5 0,8	0,5 0,8	0,5 0,8	0,5 0,8	0,5 0,8
thickness		1,0	1,0	1,0	1,0	1,0	1,0	1,0	1,0	1,0	1,0	1,0	1,0	1,0	1,0

### Cap 3

Index	KD - D(W3)
-------	------------



Diameters [mm]	110	120	130	140	150	160	180	200	225	250	300	350	400	450	500
Available steel thickness [mm]	0,5 0,8	0,5 0,8	0,5 0,8	0,5 0,8	0,5 0,8	0,5 0,8	0,5 0,8	0,5 0,8	0,5 0,8	0,5 0,8	0,5 0,8	0,5 0,8	0,5 0,8	0,5 0,8	0,5 0,8
thickness		1,0	1,0	1,0	1,0	1,0	1,0	1,0	1,0	1,0	1,0	1,0	1,0	1,0	1,0

### Insulated damper

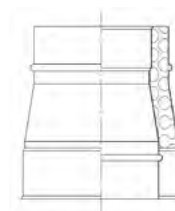
Index	KD-S
-------	------



Diameters [mm]	110	120	130	140	150	160	180	200	225	250	300
Available steel thickness [mm]	0,5 0,8	0,5 0,8	0,5 0,8	0,5 0,8	0,5 0,8	0,5 0,8	0,5 0,8	0,5 0,8	0,5 0,8	0,5 0,8	0,5 0,8
thickness		1,0	1,0	1,0	1,0	1,0	1,0	1,0	1,0	1,0	1,0

### Conical reduction

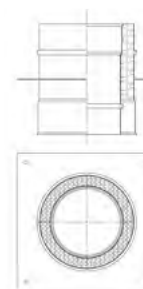

Index **KD - RS**



Diameters [mm]	110	120	130	140	150	160	180	200	225	250	300	350	400	450	500	
Available steel thickness [mm]	0,5 0,8	0,5 0,8	0,5 0,8	0,5 0,8	0,5 0,8	0,5 0,8	0,5 0,8	0,5 0,8	0,5 0,8	0,5 0,8	0,5 0,8	0,5 0,8	0,5 0,8	0,5 0,8	0,5 0,8	0,5 0,8
thickness		1,0	1,0	1,0	1,0	1,0	1,0	1,0	1,0	1,0	1,0	1,0	1,0	1,0	1,0	1,0

### Relieving support

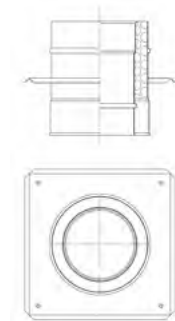

Index **KD-KO**



Diameters [mm]	110	120	130	140	150	160	180	200	225	250	300	350	400	450	500	
Available steel thickness [mm]	0,5 0,8	0,5 0,8	0,5 0,8	0,5 0,8	0,5 0,8	0,5 0,8	0,5 0,8	0,5 0,8	0,5 0,8	0,5 0,8	0,5 0,8	0,5 0,8	0,5 0,8	0,5 0,8	0,5 0,8	0,5 0,8
thickness		1,0	1,0	1,0	1,0	1,0	1,0	1,0	1,0	1,0	1,0	1,0	1,0	1,0	1,0	1,0

### Insulated pass-through

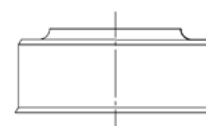
Index **KD - PD**



Diameters [mm]	110	120	130	140	150	160	180	200	225	250	300	350	400	450	500	
Available steel thickness [mm]	0,5 0,8	0,5 0,8	0,5 0,8	0,5 0,8	0,5 0,8	0,5 0,8	0,5 0,8	0,5 0,8	0,5 0,8	0,5 0,8	0,5 0,8	0,5 0,8	0,5 0,8	0,5 0,8	0,5 0,8	0,5 0,8
thickness		1,0	1,0	1,0	1,0	1,0	1,0	1,0	1,0	1,0	1,0	1,0	1,0	1,0	1,0	1,0

### Top completion of insulation

Index **KD - ZIG**



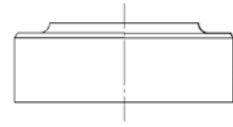
Diameters [mm]	110	120	130	140	150	160	180	200	225	250	300	350	400	450	500	
Available steel thickness [mm]	0,5	0,5	0,5	0,5	0,5	0,5	0,5	0,5	0,5	0,5	0,5	0,5	0,5	0,5	0,5	
thickness																



Insulated stainless steel chimney liners system for open chamber heating appliances burning gas and oil

### Bottom completion of insulation

Index	KD - ZID
-------	----------



Diameters [mm]	110	120	130	140	150	160	180	200	225	250	300	350	400	450	500
Available steel thickness [mm]	0,5	0,5	0,5	0,5	0,5	0,5	0,5	0,5	0,5	0,5	0,5	0,5	0,5	0,5	0,5

# KZD

## Stainless steel heat resistant chimney system with insulation 50 mm for open chamber heating appliances for solid fuels

The KZD system has been designed for installation on the outside of a building. It is intended for boilers operating in vacuum with open combustion chambers, powered by ecological solid fuel like log wood, wood chips, wood pellet. The steel elements with heat resistant properties have an excellent resistance to high temperatures. Male-female connector facilitates installation and reinforces the chimney construction. Due to 50 mm mineral wool insulation the chimney elements can be installed on the outside of the shaft.



Excellent resistance to high temperatures



Designed for devices with open combustion chambers



50 mm mineral wool insulation



Ideal for installation on the outside of the shaft

### A wide use of KZD chimney system


Elements of the KZD system are primarily used as outer chimneys, particularly in buildings where it is impossible to run wires through chimney shafts. A large selection and availability of shaped pieces and pipes guarantee that they will fit every building heated by ecological solid fuels.

### Technical data

Product serial symbol	KZD
Type of system	twin-wall / insulated
Intended use	Open chamber heating appliances
Fuel	ecological solid fuels
Available thickness of steel rdzenia	0,8 mm / 1,0 mm
Available thickness of steel płaszcz	0,5 mm
Available diameter range	110 - 500 mm
Grade of steel	1.4301 or other according to PN-EN 1856-1
Insulation	50 mm mineral wool with the density of 100 kg/m <sup>3</sup>
Type of connection	Male-female connector
Temperature class	T 450
Pressure class	N1 (pressure of 40 Pa)
Operation mode	Negative pressure
Soot fire resistant	G1000

### Insulated pipe L=1000 mm

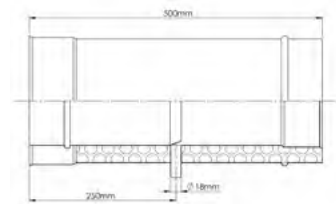

Index **KZD-R10**



Diameters [mm]	110	120	130	140	150	160	180	200	225	250	300	350	400	450	500
Available steel thickness [mm]	0,8	0,8	0,8	0,8	0,8	0,8	0,8	0,8	0,8	0,8	0,8	0,8	0,8	0,8	0,8
		1,0	1,0	1,0	1,0	1,0	1,0	1,0	1,0	1,0	1,0	1,0	1,0	1,0	1,0

### Insulated pipe L=500 mm

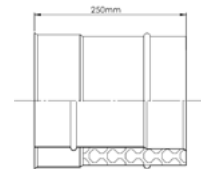

Index **KZD-R05**



Diameters [mm]	110	120	130	140	150	160	180	200	225	250	300	350	400	450	500
Available steel thickness [mm]	0,8	0,8	0,8	0,8	0,8	0,8	0,8	0,8	0,8	0,8	0,8	0,8	0,8	0,8	0,8
		1,0	1,0	1,0	1,0	1,0	1,0	1,0	1,0	1,0	1,0	1,0	1,0	1,0	1,0

### Insulated pipe L=250 mm



Index **KZD-R02**



Diameters [mm]	110	120	130	140	150	160	180	200	225	250	300	350	400	450	500
Available steel thickness [mm]	0,8	0,8	0,8	0,8	0,8	0,8	0,8	0,8	0,8	0,8	0,8	0,8	0,8	0,8	0,8
		1,0	1,0	1,0	1,0	1,0	1,0	1,0	1,0	1,0	1,0	1,0	1,0	1,0	1,0

### Insulated pipe with connection 1/2" L=1000 mm

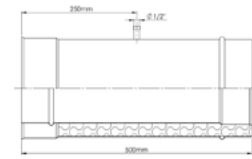
Index **KZD-RKC10**



Diameters [mm]	110	120	130	140	150	160	180	200	225	250	300	350	400	450	500
Available steel thickness [mm]	0,8	0,8	0,8	0,8	0,8	0,8	0,8	0,8	0,8	0,8	0,8	0,8	0,8	0,8	0,8
		1,0	1,0	1,0	1,0	1,0	1,0	1,0	1,0	1,0	1,0	1,0	1,0	1,0	1,0

**Insulated pipe with connection 1/2" L=500 mm**

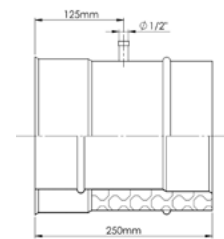

Index **KZD-RKC05**



Diameters [mm]	110	120	130	140	150	160	180	200	225	250	300	350	400	450	500
Available steel thickness [mm]	0,8	0,8 1,0	0,8 1,0	0,8 1,0	0,8 1,0	0,8 1,0	0,8 1,0	0,8 1,0	0,8 1,0	0,8 1,0	0,8 1,0	0,8 1,0	0,8 1,0	0,8 1,0	0,8 1,0

**Insulated pipe with connection 1/2" L=250 mm**

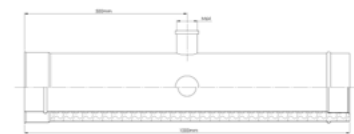

Index **KZD-RKC02**



Diameters [mm]	110	120	130	140	150	160	180	200	225	250	300	350	400	450	500
Available steel thickness [mm]	0,8	0,8 1,0	0,8 1,0	0,8 1,0	0,8 1,0	0,8 1,0	0,8 1,0	0,8 1,0	0,8 1,0	0,8 1,0	0,8 1,0	0,8 1,0	0,8 1,0	0,8 1,0	0,8 1,0

**Insulated pipe with connection M64x4 L=1000 mm**

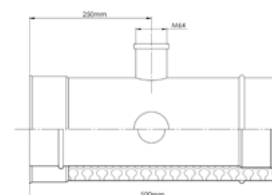

Index **KZD-RKM10**



Diameters [mm]	110	120	130	140	150	160	180	200	225	250	300	350	400	450	500
Available steel thickness [mm]	0,8	0,8 1,0	0,8 1,0	0,8 1,0	0,8 1,0	0,8 1,0	0,8 1,0	0,8 1,0	0,8 1,0	0,8 1,0	0,8 1,0	0,8 1,0	0,8 1,0	0,8 1,0	0,8 1,0

**Insulated pipe with connection M64x4 L=500 mm**

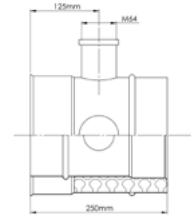
Index **KZD-RKM05**



Diameters [mm]	110	120	130	140	150	160	180	200	225	250	300	350	400	450	500
Available steel thickness [mm]	0,8	0,8 1,0	0,8 1,0	0,8 1,0	0,8 1,0	0,8 1,0	0,8 1,0	0,8 1,0	0,8 1,0	0,8 1,0	0,8 1,0	0,8 1,0	0,8 1,0	0,8 1,0	0,8 1,0

### Insulated pipe with connection M64x4 L=250 mm


Index                      KZD-RKM02



Diameters [mm]	110	120	130	140	150	160	180	200	225	250	300	350	400	450	500
Available steel thickness [mm]	0,8	0,8 1,0	0,8 1,0	0,8 1,0	0,8 1,0	0,8 1,0	0,8 1,0	0,8 1,0	0,8 1,0	0,8 1,0	0,8 1,0	0,8 1,0	0,8 1,0	0,8 1,0	0,8 1,0

### Insulated pipe with condenser L=1000 mm

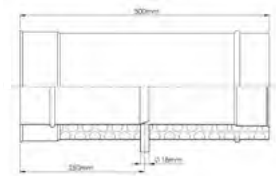

Index                      KZD-R10-0



Diameters [mm]	110	120	130	140	150	160	180	200	225	250	300	350	400	450	500
Available steel thickness [mm]	0,8	0,8 1,0	0,8 1,0	0,8 1,0	0,8 1,0	0,8 1,0	0,8 1,0	0,8 1,0	0,8 1,0	0,8 1,0	0,8 1,0	0,8 1,0	0,8 1,0	0,8 1,0	0,8 1,0

### Insulated pipe with condenser L=500 mm


Index                      KZD-R05-0



Diameters [mm]	110	120	130	140	150	160	180	200	225	250	300	350	400	450	500
Available steel thickness [mm]	0,8	0,8 1,0	0,8 1,0	0,8 1,0	0,8 1,0	0,8 1,0	0,8 1,0	0,8 1,0	0,8 1,0	0,8 1,0	0,8 1,0	0,8 1,0	0,8 1,0	0,8 1,0	0,8 1,0

### Insulated pipe with tight socket L=1000 mm

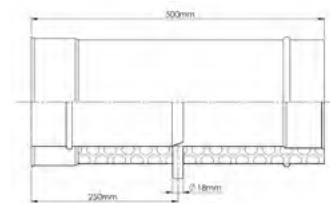

Index                      KZD-R010



Diameters [mm]	110	120	130	140	150	160	180	200	225	250	300	350	400	450	500
Available steel thickness [mm]	0,8	0,8 1,0	0,8 1,0	0,8 1,0	0,8 1,0	0,8 1,0	0,8 1,0	0,8 1,0	0,8 1,0	0,8 1,0	0,8 1,0	0,8 1,0	0,8 1,0	0,8 1,0	0,8 1,0

### Insulated pipe with tight socket L=500 mm

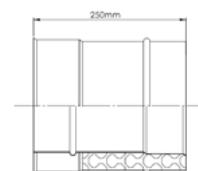

Index                      KZD-R005                     



Diameters [mm]	110	120	130	140	150	160	180	200	225	250	300	350	400	450	500
Available steel thickness [mm]	0,8	0,8	0,8	0,8	0,8	0,8	0,8	0,8	0,8	0,8	0,8	0,8	0,8	0,8	0,8
		1,0	1,0	1,0	1,0	1,0	1,0	1,0	1,0	1,0	1,0	1,0	1,0	1,0	1,0

### Insulated pipe with tight socket L=250 mm

Index                      KZD-R002                     



Diameters [mm]	110	120	130	140	150	160	180	200	225	250	300	350	400	450	500
Available steel thickness [mm]	0,8	0,8	0,8	0,8	0,8	0,8	0,8	0,8	0,8	0,8	0,8	0,8	0,8	0,8	0,8
		1,0	1,0	1,0	1,0	1,0	1,0	1,0	1,0	1,0	1,0	1,0	1,0	1,0	1,0

### Telescopic pipe

Index                      KZD-RT                     



Diameters [mm]	110	120	130	140	150	160	180	200	225	250	300	350	400	450	500
Available steel thickness [mm]	0,8	0,8	0,8	0,8	0,8	0,8	0,8	0,8	0,8	0,8	0,8	0,8	0,8	0,8	0,8
		1,0	1,0	1,0	1,0	1,0	1,0	1,0	1,0	1,0	1,0	1,0	1,0	1,0	1,0

### Insulated tee-pipe 90°

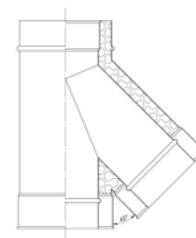
Index                      KZD-TR90                     



Diameters [mm]	110	120	130	140	150	160	180	200	225	250	300	350	400	450	500
Available steel thickness [mm]	0,8	0,8	0,8	0,8	0,8	0,8	0,8	0,8	0,8	0,8	0,8	0,8	0,8	0,8	0,8
		1,0	1,0	1,0	1,0	1,0	1,0	1,0	1,0	1,0	1,0	1,0	1,0	1,0	1,0

### Insulated tee-pipe 45°

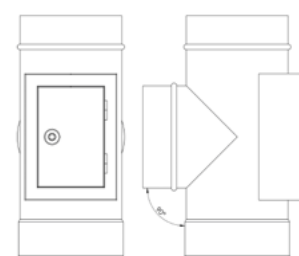
Index **KD-TR45**



Diameters [mm]	110	120	130	140	150	160	180	200	225	250	300	350	400	450	500
Available steel thickness [mm]	0,8	0,8 1,0	0,8 1,0	0,8 1,0	0,8 1,0	0,8 1,0	0,8 1,0	0,8 1,0	0,8 1,0	0,8 1,0	0,8 1,0	0,8 1,0	0,8 1,0	0,8 1,0	0,8 1,0

### Insulated tee with opposite cleanout and inspection door

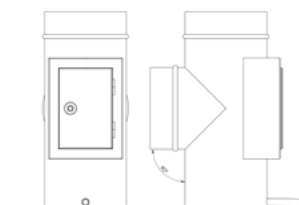
Index **KZDD- TR90**



Diameters [mm]	110	120	130	140	150	160	180	200	225	250	300
Available steel thickness [mm]	0,8	0,8 1,0	0,8 1,0	0,8 1,0	0,8 1,0	0,8 1,0	0,8 1,0	0,8 1,0	0,8 1,0	0,8 1,0	0,8 1,0

### Insulated tee with opposite cleanout, condenser, plate and inspection door

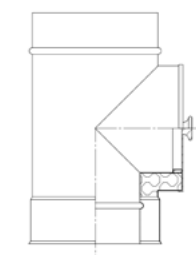
Index **KZDD- TR90 - WO**



Diameters [mm]	110	120	130	140	150	160	180	200	225	250	300
Available steel thickness [mm]	0,8	0,8 1,0	0,8 1,0	0,8 1,0	0,8 1,0	0,8 1,0	0,8 1,0	0,8 1,0	0,8 1,0	0,8 1,0	0,8 1,0

### Insulated cleanout tee with cover

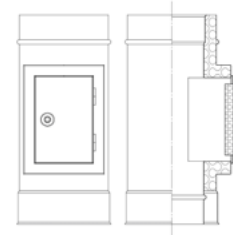
Index **KZD- WTD**



Diameters [mm]	110	120	130	140	150	160	180	200	225	250	300	350	400	450	500
Available steel thickness [mm]	0,8	0,8 1,0	0,8 1,0	0,8 1,0	0,8 1,0	0,8 1,0	0,8 1,0	0,8 1,0	0,8 1,0	0,8 1,0	0,8 1,0	0,5 0,8 1,0	0,5 0,8 1,0	0,5 0,8 1,0	0,5 0,8 1,0

**Insulated cleanout with inspection door**

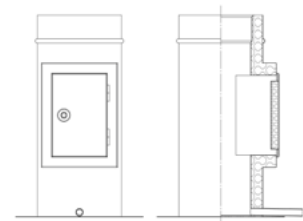
Index **KZD- W-DWL**



Diameters [mm]	110	120	130	140	150	160	180	200	225	250	300	350	400	450	500
Available steel thickness [mm]	0,8	0,8	0,8	0,8	0,8	0,8	0,8	0,8	0,8	0,8	0,8	0,5	0,5	0,5	0,5
		1,0	1,0	1,0	1,0	1,0	1,0	1,0	1,0	1,0	1,0	1,0	1,0	1,0	1,0

**Insulated cleanout with condenser, plate and inspection door**

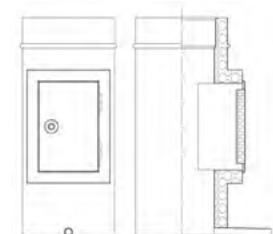
Index **KZD- WOP-DWL**



Diameters [mm]	110	120	130	140	150	160	180	200	225	250	300	350	400	450	500
Available steel thickness [mm]	0,8	0,8	0,8	0,8	0,8	0,8	0,8	0,8	0,8	0,8	0,8	0,8	0,8	0,8	0,8
		1,0	1,0	1,0	1,0	1,0	1,0	1,0	1,0	1,0	1,0	1,0	1,0	1,0	1,0

**Insulated cleanout with condenser and inspection door**

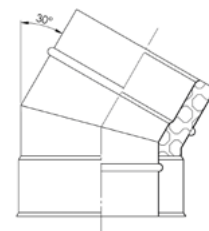
Index **KZD- WO-DWL**



Diameters [mm]	110	120	130	140	150	160	180	200	225	250	300	350	400	450	500
Available steel thickness [mm]	0,8	0,8	0,8	0,8	0,8	0,8	0,8	0,8	0,8	0,8	0,8	0,8	0,8	0,8	0,8
		1,0	1,0	1,0	1,0	1,0	1,0	1,0	1,0	1,0	1,0	1,0	1,0	1,0	1,0

**Insulated elbow 30°**

Index **KZD - K30**

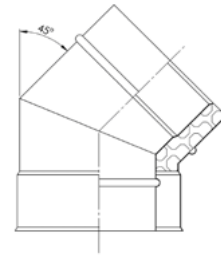


Diameters [mm]	110	120	130	140	150	160	180	200	225	250	300	350	400	450	500
Available steel thickness [mm]	0,5	0,5	0,5	0,5	0,5	0,5	0,5	0,5	0,5	0,5	0,5	0,5	0,5	0,5	0,5
	0,8	0,8	0,8	0,8	0,8	0,8	0,8	0,8	0,8	0,8	0,8	0,8	0,8	0,8	0,8
		1,0	1,0	1,0	1,0	1,0	1,0	1,0	1,0	1,0	1,0	1,0	1,0	1,0	1,0



### Insulated elbow 45°

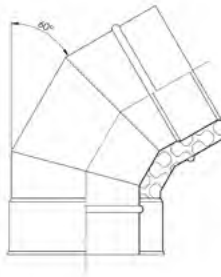
Index **KZD-K45**



Diameters [mm]	110	120	130	140	150	160	180	200	225	250	300	350	400	450	500
Available steel thickness [mm]	0,5 0,8	0,5 0,8	0,5 0,8	0,5 0,8	0,5 0,8	0,5 0,8	0,5 0,8	0,5 0,8	0,5 0,8	0,5 0,8	0,5 0,8	0,5 0,8	0,5 0,8	0,5 0,8	0,5 0,8
thickness	0,8	1,0	1,0	1,0	1,0	1,0	1,0	1,0	1,0	1,0	1,0	1,0	1,0	1,0	1,0

### Insulated elbow 60°

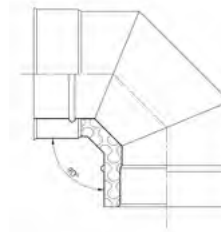
Index **KZD-K60**



Diameters [mm]	110	120	130	140	150	160	180	200	225	250	300	350	400	450	500
Available steel thickness [mm]	0,5 0,8	0,5 0,8	0,5 0,8	0,5 0,8	0,5 0,8	0,5 0,8	0,5 0,8	0,5 0,8	0,5 0,8	0,5 0,8	0,5 0,8	0,5 0,8	0,5 0,8	0,5 0,8	0,5 0,8
thickness	0,8	1,0	1,0	1,0	1,0	1,0	1,0	1,0	1,0	1,0	1,0	1,0	1,0	1,0	1,0

### Insulated elbow 90°

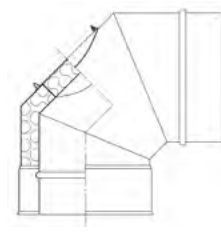
Index **KZD-K90**



Diameters [mm]	110	120	130	140	150	160	180	200	225	250	300	350	400	450	500
Available steel thickness [mm]	0,5 0,8	0,5 0,8	0,5 0,8	0,5 0,8	0,5 0,8	0,5 0,8	0,5 0,8	0,5 0,8	0,5 0,8	0,5 0,8	0,5 0,8	0,5 0,8	0,5 0,8	0,5 0,8	0,5 0,8
thickness	0,8	1,0	1,0	1,0	1,0	1,0	1,0	1,0	1,0	1,0	1,0	1,0	1,0	1,0	1,0

### Elbow 90° with cleanout

Index **KZD-KW90**



Diameters [mm]	110	120	130	140	150	160	180	200	225	250	300	350	400	450	500
Available steel thickness [mm]	0,5 0,8	0,5 0,8	0,5 0,8	0,5 0,8	0,5 0,8	0,5 0,8	0,5 0,8	0,5 0,8	0,5 0,8	0,5 0,8	0,5 0,8	0,5 0,8	0,5 0,8	0,5 0,8	0,5 0,8
thickness	0,8	1,0	1,0	1,0	1,0	1,0	1,0	1,0	1,0	1,0	1,0	1,0	1,0	1,0	1,0

### Insulated condensate collector

Index **KZD-0**



Diameters [mm]	110	120	130	140	150	160	180	200	225	250	300	350	400	450	500
Available steel thickness [mm]	0,5 0,8	0,5 0,8	0,5 0,8	0,5 0,8	0,5 0,8	0,5 0,8	0,5 0,8	0,5 0,8	0,5 0,8	0,5 0,8	0,5 0,8	0,5 0,8	0,5 0,8	0,5 0,8	0,5 0,8
thickness		1,0	1,0	1,0	1,0	1,0	1,0	1,0	1,0	1,0	1,0	1,0	1,0	1,0	1,0

### Insulated condensate collector with plate

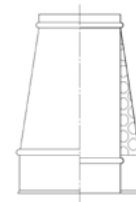

Index **KZD-0P**



Diameters [mm]	110	120	130	140	150	160	180	200	225	250	300	350	400	450	500
Available steel thickness [mm]	0,5 0,8	0,5 0,8	0,5 0,8	0,5 0,8	0,5 0,8	0,5 0,8	0,5 0,8	0,5 0,8	0,5 0,8	0,5 0,8	0,5 0,8	0,5 0,8	0,5 0,8	0,5 0,8	0,5 0,8
thickness		1,0	1,0	1,0	1,0	1,0	1,0	1,0	1,0	1,0	1,0	1,0	1,0	1,0	1,0

### Insulated coning

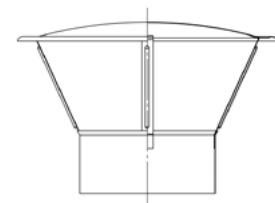

Index **KZD-U**



Diameters [mm]	110	120	130	140	150	160	180	200	225	250	300	350	400	450	500
Available steel thickness [mm]	0,5 0,8	0,5 0,8	0,5 0,8	0,5 0,8	0,5 0,8	0,5 0,8	0,5 0,8	0,5 0,8	0,5 0,8	0,5 0,8	0,5 0,8	0,5 0,8	0,5 0,8	0,5 0,8	0,5 0,8
thickness		1,0	1,0	1,0	1,0	1,0	1,0	1,0	1,0	1,0	1,0	1,0	1,0	1,0	1,0

### Cap 1

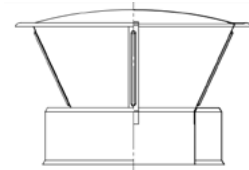
Index **KZD-D(W1)**



Diameters [mm]	110	120	130	140	150	160	180	200	225	250	300	350	400	450	500
Available steel thickness [mm]	0,5 0,8	0,5 0,8	0,5 0,8	0,5 0,8	0,5 0,8	0,5 0,8	0,5 0,8	0,5 0,8	0,5 0,8	0,5 0,8	0,5 0,8	0,5 0,8	0,5 0,8	0,5 0,8	0,5 0,8
thickness		1,0	1,0	1,0	1,0	1,0	1,0	1,0	1,0	1,0	1,0	1,0	1,0	1,0	1,0

## Cap 2

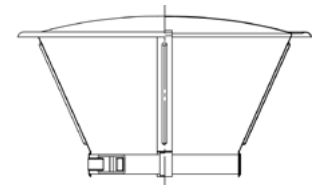
Index **KZD - D(W2)**



Diameters [mm]	110	120	130	140	150	160	180	200	225	250	300	350	400	450	500
Available steel thickness [mm]	0,5 0,8	0,5 0,8	0,5 0,8	0,5 0,8	0,5 0,8	0,5 0,8	0,5 0,8	0,5 0,8	0,5 0,8	0,5 0,8	0,5 0,8	0,5 0,8	0,5 0,8	0,5 0,8	0,5 0,8
thickness		1,0	1,0	1,0	1,0	1,0	1,0	1,0	1,0	1,0	1,0	1,0	1,0	1,0	1,0

## Cap 3

Index **KZD - D(W3)**



Diameters [mm]	110	120	130	140	150	160	180	200	225	250	300	350	400	450	500
Available steel thickness [mm]	0,5 0,8	0,5 0,8	0,5 0,8	0,5 0,8	0,5 0,8	0,5 0,8	0,5 0,8	0,5 0,8	0,5 0,8	0,5 0,8	0,5 0,8	0,5 0,8	0,5 0,8	0,5 0,8	0,5 0,8
thickness		1,0	1,0	1,0	1,0	1,0	1,0	1,0	1,0	1,0	1,0	1,0	1,0	1,0	1,0

## Insulated damper

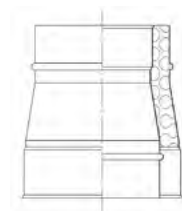
Index **KZD-S**



Diameters [mm]	110	120	130	140	150	160	180	200	225	250	300
Available steel thickness [mm]	0,5 0,8	0,5 0,8	0,5 0,8	0,5 0,8	0,5 0,8	0,5 0,8	0,5 0,8	0,5 0,8	0,5 0,8	0,5 0,8	0,5 0,8
thickness		1,0	1,0	1,0	1,0	1,0	1,0	1,0	1,0	1,0	1,0

## Conical reduction

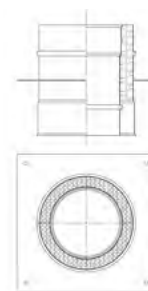

Index **KZD - RS**



Diameters [mm]	110	120	130	140	150	160	180	200	225	250	300	350	400	450	500
Available steel thickness [mm]	0,5 0,8	0,5 0,8	0,5 0,8	0,5 0,8	0,5 0,8	0,5 0,8	0,5 0,8	0,5 0,8	0,5 0,8	0,5 0,8	0,5 0,8	0,5 0,8	0,5 0,8	0,5 0,8	0,5 0,8
thickness		1,0	1,0	1,0	1,0	1,0	1,0	1,0	1,0	1,0	1,0	1,0	1,0	1,0	1,0

### Relieving support

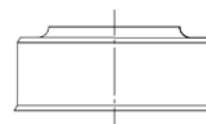
Index **KZD-KO**



Diameters [mm]	110	120	130	140	150	160	180	200	225	250	300	350	400	450	500
Available steel thickness [mm]	0,5 0,8	0,5 0,8	0,5 0,8	0,5 0,8	0,5 0,8	0,5 0,8	0,5 0,8	0,5 0,8	0,5 0,8	0,5 0,8	0,5 0,8	0,5 0,8	0,5 0,8	0,5 0,8	0,5 0,8

### Top completion of insulation

Index **KZD-ZIG**



Diameters [mm]	110	120	130	140	150	160	180	200	225	250	300	350	400	450	500
Available steel thickness [mm]	0,5	0,5	0,5	0,5	0,5	0,5	0,5	0,5	0,5	0,5	0,5	0,5	0,5	0,5	0,5

### Bottom completion of insulation

Index **KZD-ZID**



Diameters [mm]	110	120	130	140	150	160	180	200	225	250	300	350	400	450	500
Available steel thickness [mm]	0,5	0,5	0,5	0,5	0,5	0,5	0,5	0,5	0,5	0,5	0,5	0,5	0,5	0,5	0,5

# KZD-SLIM

## Stainless steel heat resistant chimney system with insulation 30 mm for open chamber heating appliances for solid fuels

The KZD-SLIM system has been designed for installation on the outside of a building. It is intended for boilers operating in vacuum with open combustion chambers, powered by ecological solid fuel like log wood, wood chips, wood pellet. The steel elements with heat resistant properties have an excellent resistance to high temperatures. Male-female connector facilitates installation and reinforces the chimney construction. Due to 30 mm mineral wool insulation the chimney elements can be installed on the outside of the shaft.



Excellent resistance to high temperatures



Designed for devices with open combustion chambers



40 mm mineral wool insulation



Ideal for installation on the outside of the shaft

### A wide use of KZD-SLIM chimney system


Elements of the KZD-SLIM system are primarily used as outer chimneys, particularly in buildings where it is impossible to run wires through chimney shafts. A large selection and availability of shaped pieces and pipes guarantee that they will fit every building heated by ecological solid fuels. KZD-SLIM is a more economical version of the KZD twin system due to the reduction of insulation thickness from 50 to 30 mm.

### Technical data

Product serial symbol	KZD-SLIM
Type of system	twin-wall / insulated
Intended use	Open chamber heating appliances
Fuel	ecological solid fuels
Available thickness of steel rdzenia	0,5 mm / 0,8 mm / 1,0 mm
Available thickness of steel płaszcz	0,5 mm
Available diameter range	110 - 500 mm
Grade of steel	1.4301 or other according to PN-EN 1856-1
Insulation	30 mm mineral wool with the density of 100 kg/m <sup>3</sup>
Type of connection	Male-female connector
Temperature class	T 450
Pressure class	N1 (pressure of 40 Pa)
Operation mode	Negative pressure
Soot fire resistant	G1000

### Insulated pipe L=1000 mm

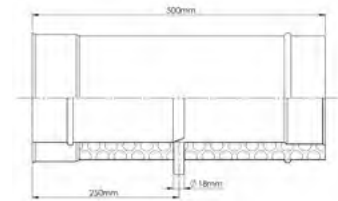

Index **KZD-R10-SLIM**



Diameters [mm]	120	130	140	150	160	180	200
Available	0,5	0,5	0,5	0,5	0,5	0,5	0,5
steel [mm]	0,8	0,8	0,8	0,8	0,8	0,8	0,8
thickness	1,0	1,0	1,0	1,0	1,0	1,0	1,0

### Insulated pipe L=500 mm

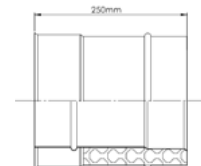

Index **KZD-R05-SLIM**



Diameters [mm]	120	130	140	150	160	180	200
Available	0,5	0,5	0,5	0,5	0,5	0,5	0,5
steel [mm]	0,8	0,8	0,8	0,8	0,8	0,8	0,8
thickness	1,0	1,0	1,0	1,0	1,0	1,0	1,0

### Insulated pipe L=250 mm

Index **KZD-R02-SLIM**



Diameters [mm]	120	130	140	150	160	180	200
Available	0,5	0,5	0,5	0,5	0,5	0,5	0,5
steel [mm]	0,8	0,8	0,8	0,8	0,8	0,8	0,8
thickness	1,0	1,0	1,0	1,0	1,0	1,0	1,0

### Insulated tee-pipe 90°

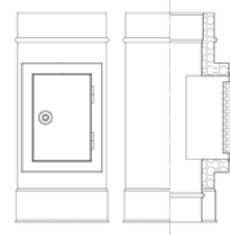
Index **KZD-TR90-SLIM**



Diameters [mm]	120	130	140	150	160	180	200
Available	0,5	0,5	0,5	0,5	0,5	0,5	0,5
steel [mm]	0,8	0,8	0,8	0,8	0,8	0,8	0,8
thickness	1,0	1,0	1,0	1,0	1,0	1,0	1,0

## Insulated cleanout with inspection door

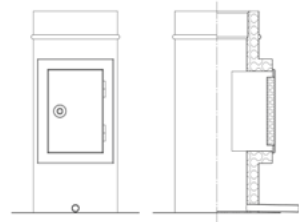
Index **KZD- W-DWL-SLIM**



Diameters [mm]	120	130	140	150	160	180	200
Available	0,5	0,5	0,5	0,5	0,5	0,5	0,5
steel [mm]	0,8	0,8	0,8	0,8	0,8	0,8	0,8
thickness	1,0	1,0	1,0	1,0	1,0	1,0	1,0

## Insulated cleanout with condenser, plate and inspection door

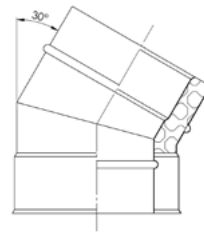
Index **KZD- WOP-DWL-SLIM**



Diameters [mm]	120	130	140	150	160	180	200
Available	0,5	0,5	0,5	0,5	0,5	0,5	0,5
steel [mm]	0,8	0,8	0,8	0,8	0,8	0,8	0,8
thickness	1,0	1,0	1,0	1,0	1,0	1,0	1,0

## Insulated elbow 30°

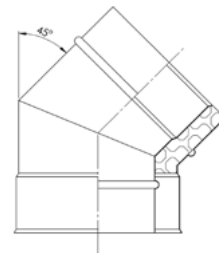
Index **KZD- K30-SLIM**



Diameters [mm]	120	130	140	150	160	180	200
Available	0,5	0,5	0,5	0,5	0,5	0,5	0,5
steel [mm]	0,8	0,8	0,8	0,8	0,8	0,8	0,8
thickness	1,0	1,0	1,0	1,0	1,0	1,0	1,0

## Insulated elbow 45°

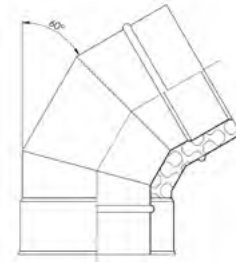
Index **KZD- K45-SLIM**



Diameters [mm]	120	130	140	150	160	180	200
Available	0,5	0,5	0,5	0,5	0,5	0,5	0,5
steel [mm]	0,8	0,8	0,8	0,8	0,8	0,8	0,8
thickness	1,0	1,0	1,0	1,0	1,0	1,0	1,0

## Insulated elbow 60°

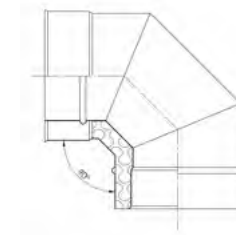
Index	KZD-K60-SLIM
-------	--------------



Diameters [mm]	120	130	140	150	160	180	200
Available	0,5	0,5	0,5	0,5	0,5	0,5	0,5
steel [mm]	0,8	0,8	0,8	0,8	0,8	0,8	0,8
thickness	1,0	1,0	1,0	1,0	1,0	1,0	1,0

## Insulated elbow 90°

Index	KZD-K90-SLIM
-------	--------------



Diameters [mm]	120	130	140	150	160	180	200
Available	0,5	0,5	0,5	0,5	0,5	0,5	0,5
steel [mm]	0,8	0,8	0,8	0,8	0,8	0,8	0,8
thickness	1,0	1,0	1,0	1,0	1,0	1,0	1,0

## Insulated condensate collector

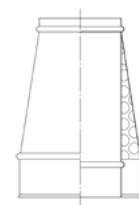

Index	KZD-U-SLIM
-------	------------



Diameters [mm]	120	130	140	150	160	180	200
Available	0,5	0,5	0,5	0,5	0,5	0,5	0,5
steel [mm]	0,8	0,8	0,8	0,8	0,8	0,8	0,8
thickness	1,0	1,0	1,0	1,0	1,0	1,0	1,0

## Insulated coning

Index	KZD-U-SLIM
-------	------------

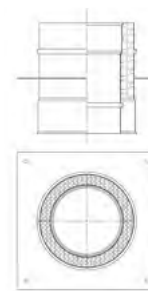


Diameters [mm]	120	130	140	150	160	180	200
Available	0,5	0,5	0,5	0,5	0,5	0,5	0,5
steel [mm]	0,8	0,8	0,8	0,8	0,8	0,8	0,8
thickness	1,0	1,0	1,0	1,0	1,0	1,0	1,0



## Pass-through chimney base

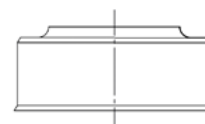
Index **KZDD-PKPP**



Diameters [mm]	120	130	140	150	160	180	200
Available steel thickness [mm]	0,5	0,5	0,5	0,5	0,5	0,5	0,5
	0,8	0,8	0,8	0,8	0,8	0,8	0,8
	1,0	1,0	1,0	1,0	1,0	1,0	1,0

## Top completion of insulation

Index **KZD - ZIG-SLIM**



Diameters [mm]	120	130	140	150	160	180	200
Available steel thickness [mm]	0,5	0,5	0,5	0,5	0,5	0,5	0,5

## Bottom completion of insulation

Index **KZD - ZID-SLIM**



Diameters [mm]	120	130	140	150	160	180	200
Available steel thickness [mm]	0,5	0,5	0,5	0,5	0,5	0,5	0,5



# KP

## Coaxial air-combustion chimney duct for positive pressure burning heating appliances burning gas or oil

The KP chimney system is a set of pipes and shaped pieces and its main and most important feature is a double wall construction. The acid resistant core located inside is supposed to discharge the exhaust gases from the heating device. The space between the core and the outer coat is used for air suction which is essential in the combustion process.



Two chimneys in one solid construction



Provides air for boiler



Intended for devices with closed combustion chamber



Can be connected with the elements of KPM, KK and KKD systems

### A wide use of KP chimney system

The KP system consists of over 40 elements which we can be used to design almost any flue configuration which ensures an unusual flexibility and adaptability to various types of shafts. The structure of the system allows for installation not only in single but also in cascade systems. The system has been equipped with fittings connecting the KP system with the insulated KKD chimney.

### Technical data

Product serial symbol	KP
Type of system	Coaxial air-combustion chimney duct
Intended use	Closed chamber heating appliances
Fuel	Gas/ fuel oil
Available thickness of steel rdzenia	0,5 mm
Available thickness of steel płaszcz	0,5 mm
Available diameter range	60/100 mm, 80/125mm, 100/150 mm
Grade of steel	1.4301, 1.4404, 1.4301 or other according to PN-EN 1856-1
Type of connection	Male-female connector with a seal
Temperature class	T 200
Pressure class	P2 (pressure of 200 Pa)
Operation mode	Positive pressure
Condensate resistance	W
Corrosion resistance	Vm



# KPD

## Insulated twin-wall coaxial air-combustion chimney duct for positive pressure burning heating appliances burning gas or oil

The KPD chimney system is a set of pipes and shaped pieces and its main and most important feature is a double wall construction with insulation. The structure of the elements consists of a core, a coat covering the air duct, which is crucial for air suction during the combustion process, and another outer coat with insulation. The acid resistant steel core located inside is supposed to discharge the exhaust gases from the heating device.



A core and two coats in one chimney



Provides air for boiler



Intended for devices with closed combustion chamber



Can be connected with the elements of KP, KPM and KK systems

### A wide use of KPD chimney system

The KPM system has numerous configuration options and due to insulation it can be installed outside the buildings which do not have chimney flues. The elements of the system can be connected to the shaped pieces of the KP, KPM and KK systems.

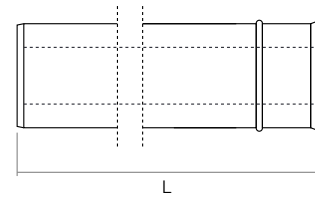
### Technical data

Product serial symbol	KPD
Type of system	Insulated coaxial air-combustion chimney duct
Intended use	Closed chamber heating appliances
Fuel	Gas/ fuel oil
Available thickness of steel rdzenia	0,5 mm
Available thickness of steel płaszcz	0,5 mm
Available diameter range	60/100 mm, 80/125mm, 100/150 mm
Grade of steel	1.4301, 1.4404, 1.4301 or other according to PN-EN 1856-1
Insulation	30 mm mineral wool with the density of 100 kg/m <sup>3</sup>
Type of connection	Male-female connector with a seal
Temperature class	T 200
Pressure class	P2 (pressure of 200 Pa)
Operation mode	Positive pressure
Condensate resistance	W
Corrosion resistance	Vm

## Pipe

Index	KP-R10	KP-R05	KP-R02
L [mm]	1000	500	250

Index	KPD-R10	KPD-R05	KPD-R02
L [mm]	1000	500	250
Insulation [mm]	30	30	30

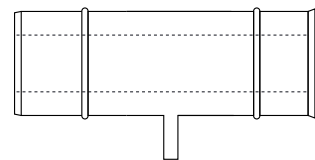


Diameters [mm]	60/100	80/125	100/150
Available steel thickness [mm]	0,5	0,5	0,5

## Pipe with condenser

Index	KP-R02-0
-------	----------

Index	KPD-R02-0
Insulation [mm]	30

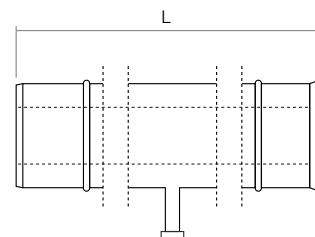


Diameters [mm]	60/100	80/125	100/150
Available steel thickness [mm]	0,5	0,5	0,5

## Pipe with connection 1/2"

Index	KP-R10	KP-R05	KP-R02
L [mm]	1000	500	250

Index	KPD-RKC10	KPD-RKC05	KPD-RKC02
L [mm]	1000	500	250
Insulation [mm]	30	30	30

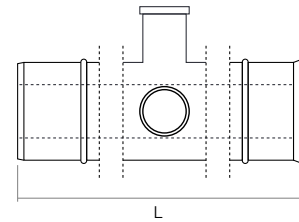


Diameters [mm]	60/100	80/125	100/150
Available steel thickness [mm]	0,5	0,5	0,5

### Pipe with connection M64x4

Index	KP-RKC10	KP-RKC05	KP-RKC02
L [mm]	1000	500	250

Index	KPD-RKM10	KPD-RKM05	KPD-RKM02
L [mm]	1000	500	250
Insulation [mm]	30	30	30

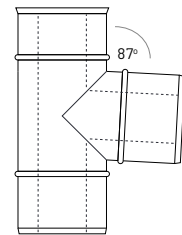


Diameters [mm]	80/125	100/150
Available steel thickness [mm]	0,5	0,5

### Tee-pipe 87°

Index	KP-TR87
-------	---------

Index	KPD-TR87
Insulation [mm]	30

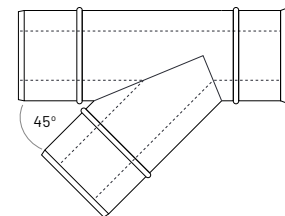


Diameters [mm]	60/100	80/125	100/150
Available steel thickness [mm]	0,5	0,5	0,5

### Tee-pipe 45°

Index	KP-TR45
-------	---------

Index	KPD-TR45
Insulation [mm]	30

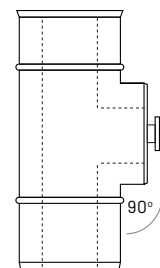


Diameters [mm]	60/100	80/125	100/150
Available steel thickness [mm]	0,5	0,5	0,5

### Cleanout tee with cover

Index	KP-WTD
-------	--------

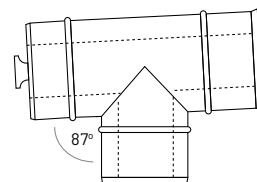

Index	KPD-WTD
Insulation [mm]	30



Diameters [mm]	60/100	80/125	100/150
Available steel thickness [mm]	0,5	0,5	0,5

**Horizontal cleanout tee with cover 87°**

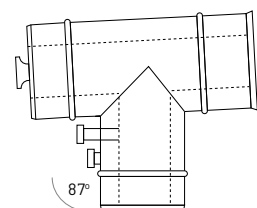
Index	KP-WTDP87
Index	KPD-WTDP87
Insulation [mm]	30



Diameters	[mm] 60/100	80/125	100/150
Available steel thickness	[mm] 0,5	0,5	0,5

**Horizontal cleanout tee with cover and connection 87°**

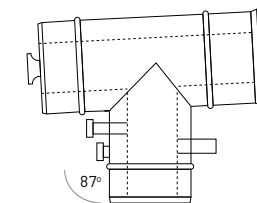

Index	KP-WTDPKC87
Index	KPD-WTDP87-0
Insulation [mm]	30



Diameters	[mm] 60/100	80/125	100/150
Available steel thickness	[mm] 0,5	0,5	0,5

**Horizontal cleanout tee with cover, condenser and connection 87°**

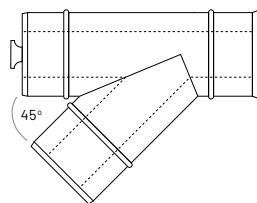
Index	KP-WTDPKC87-0
Index	KPD-WTDPKC87-0
Insulation [mm]	30



Diameters	[mm] 60/100	80/125	100/150
Available steel thickness	[mm] 0,5	0,5	0,5

**Horizontal cleanout tee with cover 45°**

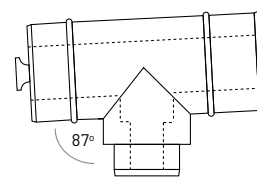
Index	KP-WTDP45
Index	KPD-WTDP45
Insulation [mm]	30



Diameters	[mm] 60/100	80/125	100/150
Available steel thickness	[mm] 0,5	0,5	0,5

### Horizontal cleanout reduction-tee with cover 87°

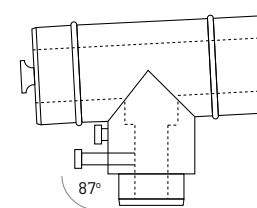
Index KP-WTDPR87



Diameters	[mm]	60/100 - 80/125	80/125 - 100/150
Available steel thickness	[mm]	0,5	0,5

### Horizontal cleanout reduction-tee with cover and connection 87°

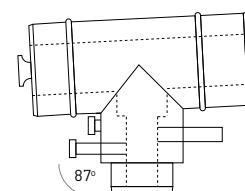

Index KP-WTDPRKC87



Diameters	[mm]	60/100 - 80/125	80/125 - 100/150
Available steel thickness	[mm]	0,5	0,5

### Horizontal cleanout reduction-tee with cover, condenser and connection 87°

Index KP-WTDPRKC87-0



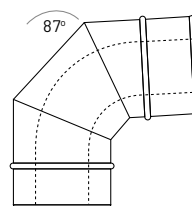
Diameters	[mm]	60/100 - 80/125	80/125 - 100/150
Available steel thickness	[mm]	0,5	0,5

### Elbow 87°

Index KP-K87

Index KPD-K87

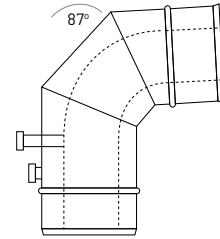
Insulation [mm] 30



Diameters	[mm]	60/100	80/125	100/150
Available steel thickness	[mm]	0,5	0,5	0,5

**Elbow 87° with connection**

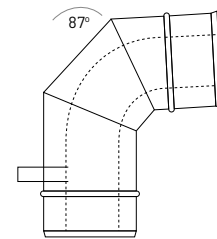
Index	KP-KKC87
Index	KPD-KKC87
Insulation [mm]	30



Diameters	[mm] 60/100	80/125	100/150
Available steel thickness	[mm] 0,5	0,5	0,5

**Elbow 87° with condenser**

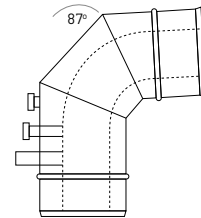
Index	KP-K87-0
Index	KPD-K87-0
Insulation [mm]	30



Diameters	[mm] 60/100	80/125	100/150
Available steel thickness	[mm] 0,5	0,5	0,5

**Elbow 87° with connection and condenser**

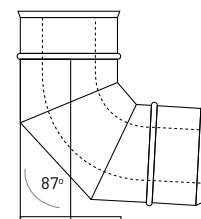
Index	KP-KKC87-0
Index	KPD-KKC87-0
Insulation [mm]	30



Diameters	[mm] 60/100	80/125	100/150
Available steel thickness	[mm] 0,5	0,5	0,5

**Elbow 87° with footer**

Index	KP-KS87
Index	KPD-KS87
Insulation [mm]	30

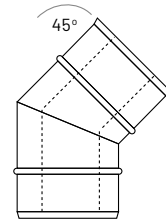


Diameters	[mm] 60/100	80/125	100/150
Available steel thickness	[mm] 0,5	0,5	0,5



### Elbow 45°

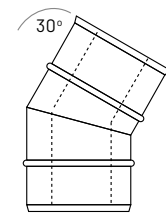
Index	KP-K45
Index	KPD-K45
Insulation [mm]	30



Diameters	[mm] 60/100	80/125	100/150
Available steel thickness	[mm] 0,5	0,5	0,5

### Elbow 30°

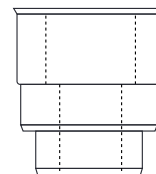

Index	KP-K30
Index	KPD-K30
Insulation [mm]	30



Diameters	[mm] 60/100	80/125	100/150
Available steel thickness	[mm] 0,5	0,5	0,5

### Reduction

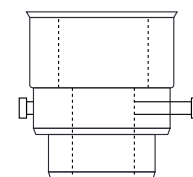
Index	KP-R
-------	------



Diameters	[mm] 60/100 - 80/125	80/125 - 100/150
Available steel thickness	[mm] 0,5	0,5

### Reduction with connection

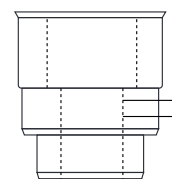
Index	KP-RKC
-------	--------



Diameters	[mm] 60/100 - 80/125	80/125 - 100/150
Available steel thickness	[mm] 0,5	0,5

**Reduction with condenser**

Index                      KP-R0                     



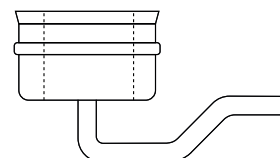
Diameters	[mm]	60/100 - 80/125	80/125 - 100/150
Available steel thickness	[mm]	0,5	0,5

**Condensate collector with siphon**

Index                      KP-0                     

Index                      KPD-0                     

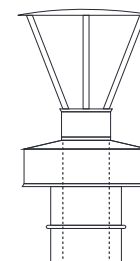
Insulation [mm]                      30                     



Diameters	[mm]	60/100	80/125	100/150
Available steel thickness	[mm]	0,5	0,5	0,5

**Vertical flue gas out with pipe and cap**

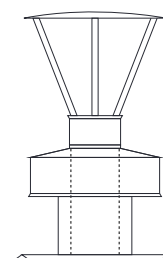
Index                      KP-ZP                     



Diameters	[mm]	60/100	80/125	100/150
Available steel thickness	[mm]	0,5	0,5	0,5

**Vertical flue gas out with pass-through and cap (1)**

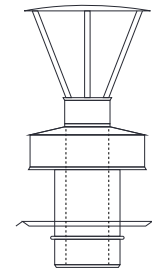
Index                      KP-PZ(W1)                     



Diameters	[mm]	60/100	80/125	100/150
Available steel thickness	[mm]	0,5	0,5	0,5

### Vertical flue gas out with pass-through and cap (2)

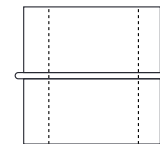
Index KP-PZ(W2)



Diameters	[mm]	60/100	80/125	100/150
Available steel thickness	[mm]	0,5	0,5	0,5

### Adapter for vertical flue gas out combined with pass-through

Index KP-ZPZ



Diameters	[mm]	60/100	80/125	100/150
Available steel thickness	[mm]	0,5	0,5	0,5

### Rain cover

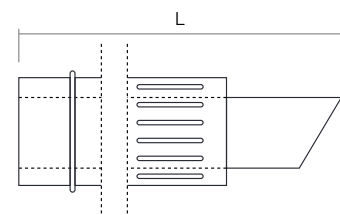
Index KP-OPD



Diameters	[mm]	60/100	80/125	100/150
Available steel thickness	[mm]	0,5	0,5	0,5

### Horizontal flue gas out

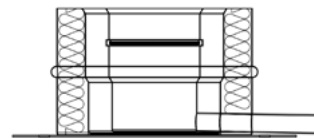

Index	KP-ZB10	KP-ZB05	KP-ZB02	
L	[mm]	1000	500	250



Diameters	[mm]	60/100	80/125	100/150
Available steel thickness	[mm]	0,5	0,5	0,5

### Condensate collector with plate

Index                      KPD-OP                     



Diameters	[mm]	60/100	80/125	100/150
Available steel thickness	[mm]	0,5	0,5	0,5

### Top completion of insulation

Index                      KPD-ZIG                     



Diameters	[mm]	60/100	80/125	100/150
Available steel thickness	[mm]	0,5	0,5	0,5

### Bottom completion of insulation

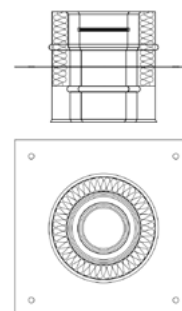

Index                      KPD-ZID                     



Diameters	[mm]	60/100	80/125	100/150
Available steel thickness	[mm]	0,5	0,5	0,5

### Supporting construction

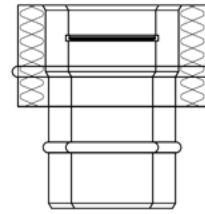
Index                      KPD-KO                       
 Insulation [mm]                      30                     



Diameters	[mm]	60/100	80/125	100/150
Available steel thickness	[mm]	0,5	0,5	0,5

### KP KKD adapter

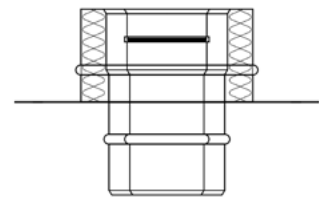
Index                      KPD-Z                     



Diameters	[mm]	KP 60/100 - KKD 60/120	KP 80/125 - KKD 80/140	KP 100/150 - KKD 100/160
Available steel thickness	[mm]	0,5	0,5	0,5

### KP KKD adapter with plate

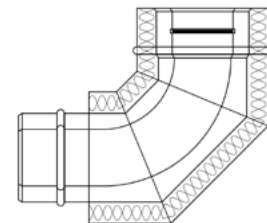
Index                      KPD-Z-P                     



Diameters	[mm]	KP 60/100 - KKD 60/120	KP 80/125 - KKD 80/140	KP 100/150 - KKD 100/160
Available steel thickness	[mm]	0,5	0,5	0,5

### KP KKD adapter - elbow

Index                      KPD-ZK90                     

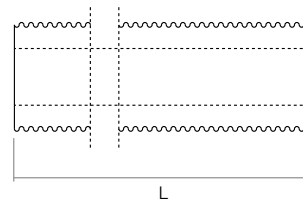


Diameters	[mm]	KP 60/100 - KKD 60/120	KP 80/125 - KKD 80/140	KP 100/150 - KKD 100/160
Available steel thickness	[mm]	0,5	0,5	0,5

# MAXIDUALFLEX

## MAXIDUALFLEX® flexible pipe

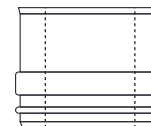
Index	KP-RMDX
L	any length (linear meter)



Diameters	[mm] 80/125	100/150
Available steel thickness	[mm] 0,5	0,5

## MAXIDUALFLEX® top adapter

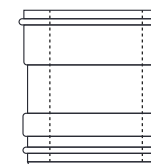
Index	KP-ZGMDX
-------	----------



Diameters	[mm] 80/125	100/150
Available steel thickness	[mm] 0,5	0,5

## MAXIDUALFLEX® middle adapter

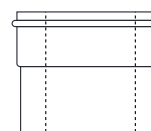
Index	KP-ZPMDX
-------	----------



Diameters	[mm] 80/125	100/150
Available steel thickness	[mm] 0,5	0,5

## MAXIDUALFLEX® bottom adapter

Index	KP-ZDMDX
-------	----------



Diameters	[mm] 80/125	100/150
Available steel thickness	[mm] 0,5	0,5



# KPM

## Coaxial air-combustion chimney duct painted white for positive pressure burning heating appliances burning gas or oil

The KPM chimney system is a set of pipes and shaped pieces and its main and most important feature is a double wall construction and a white painted coat. The acid resistant core located inside is supposed to discharge the exhaust gases from the heating device. The space between the core and the outer coat is used for air suction which is essential in the combustion process.



Two chimneys in one solid construction



Provides air for boiler



Intended for devices with closed combustion chamber



Can be connected with the elements of KP, KPD and KK systems

### A wide use of KPM chimney system

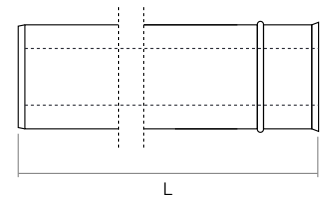
As a twin system for KP, the KPM system has numerous configuration possibilities and due to the white painted coat it ideally fits every boiler-room with a white condensing boiler.

### Technical data

Product serial symbol	KPM
Type of system	Coaxial air-combustion chimney duct
Intended use	Closed chamber heating appliances
Fuel	Gas/ fuel oil
Available thickness of steel rdzenia	0,5 mm
Available thickness of steel płaszcz	0,5 mm
Available diameter range	60/100 mm, 80/125mm, 100/150 mm
Grade of steel	1.4301, 1.4404 lub inny zgodny z normą PN-EN 18-56-1
Malowanie	proszkowe w kolorze białym
Type of connection	Male-female connector with a seal
Temperature class	T 200
Pressure class	P2 (pressure of 200 Pa)
Operation mode	Positive pressure
Condensate resistance	W
Corrosion resistance	Vm

### White pipe

Index	KPM-R10	KPM-R05	KPM-R02
L [mm]	1000	500	250



L=1000



L=500

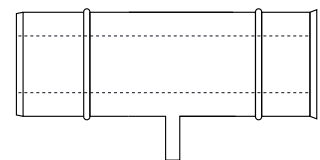



L=250

Diameters [mm]	60/100	80/125	100/150
Available steel thickness [mm]	0,5	0,5	0,5

### White pipe with condenser

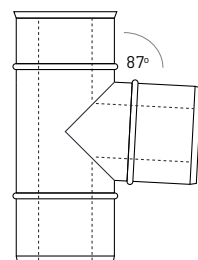
Index	KPM-R02-0
-------	-----------



Diameters [mm]	60/100	80/125	100/150
Available steel thickness [mm]	0,5	0,5	0,5

### White tee-pipe 87°

Index	KPM-TR87
-------	----------

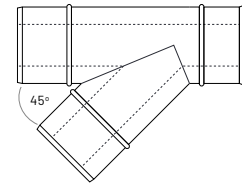


Diameters [mm]	60/100	80/125	100/150
Available steel thickness [mm]	0,5	0,5	0,5



**White tee-pipe 45°**

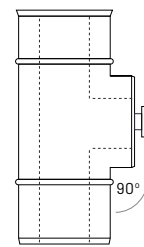
Index                      KPM-TR45                     



Diameters	[mm]	60/100	80/125	100/150
Available steel thickness	[mm]	0,5	0,5	0,5

**White cleanout tee with cover**

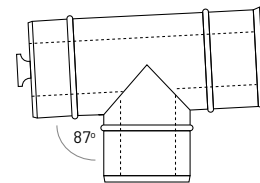
Index                      KPM-WTD                     



Diameters	[mm]	60/100	80/125	100/150
Available steel thickness	[mm]	0,5	0,5	0,5

**White horizontal cleanout tee with cover 87°**

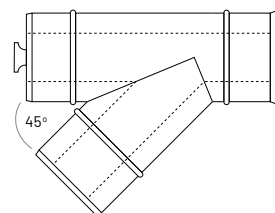
Index                      KPM-WTDP87                     



Diameters	[mm]	60/100	80/125	100/150
Available steel thickness	[mm]	0,5	0,5	0,5

**White horizontal cleanout tee with cover 45°**

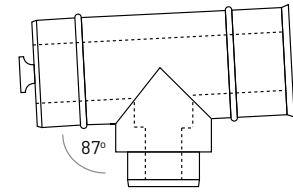
Index                      KPM-WTDP45                     



Diameters	[mm]	60/100	80/125	100/150
Available steel thickness	[mm]	0,5	0,5	0,5

### White horizontal cleanout reduction-tee with cover 87°

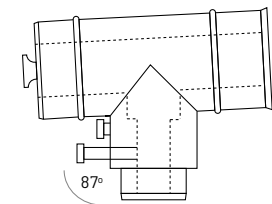
Index                      KPM-WTDPR87



Diameters	[mm]	60/100 - 80/125	80/125 - 100/150
Available steel thickness	[mm]	0,5	0,5

### White horizontal cleanout reduction-tee with cover and connection 87°

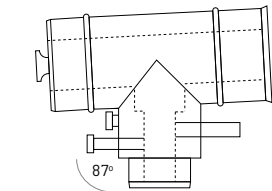
Index                      KPM-WTDPRK87



Diameters	[mm]	60/100 - 80/125	80/125 - 100/150
Available steel thickness	[mm]	0,5	0,5

### White horizontal cleanout reduction-tee with cover, condenser and connection 87°

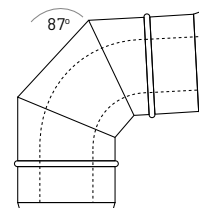
Index                      KPM-WTDPRK87-0



Diameters	[mm]	60/100 - 80/125	80/125 - 100/150
Available steel thickness	[mm]	0,5	0,5

### White elbow 87°

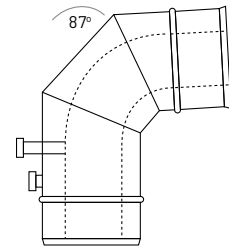
Index                      KPM-K87



Diameters	[mm]	60/100	80/125	100/150
Available steel thickness	[mm]	0,5	0,5	0,5

### White elbow 87° with connection

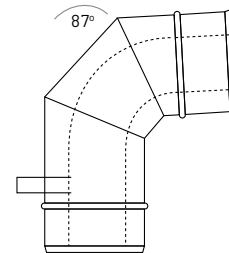
Index                      KPM-KKC87                     



Diameters	[mm]	60/100	80/125	100/150
Available steel thickness	[mm]	0,5	0,5	0,5

### White elbow 87° with condenser

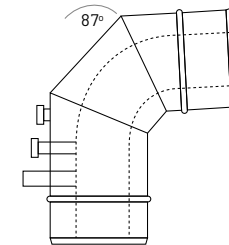
Index                      KPM-K87-0                     



Diameters	[mm]	60/100	80/125	100/150
Available steel thickness	[mm]	0,5	0,5	0,5

### White elbow 87° with connection and condenser

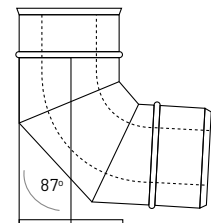
Index                      KPM-KKC87-0                     



Diameters	[mm]	60/100	80/125	100/150
Available steel thickness	[mm]	0,5	0,5	0,5

### White elbow 87° with footer

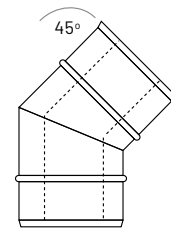
Index                      KPM-KS87                     



Diameters	[mm]	60/100	80/125	100/150
Available steel thickness	[mm]	0,5	0,5	0,5

### White elbow 45°

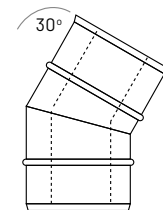
Index                      KPM-K45                     



Diameters	[mm]	60/100	80/125	100/150
Available steel thickness	[mm]	0,5	0,5	0,5

### White elbow 30°

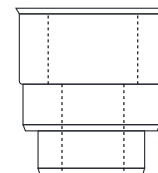

Index                      KPM-K30                     



Diameters	[mm]	60/100	80/125	100/150
Available steel thickness	[mm]	0,5	0,5	0,5

### White reduction

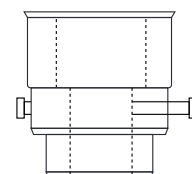
Index                      KPM-R                     



Diameters	[mm]	60/100 - 80/125	80/125 - 100/150
Available steel thickness	[mm]	0,5	0,5

### White reduction with connection

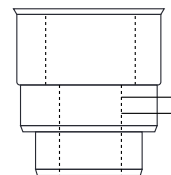

Index                      KPM-RKC                     



Diameters	[mm]	60/100 - 80/125	80/125 - 100/150
Available steel thickness	[mm]	0,5	0,5

### White reduction with condenser

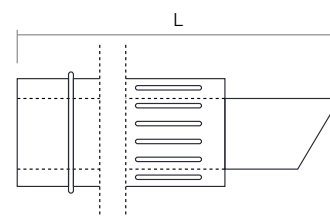
Index	KPM-R0
-------	--------



Diameters	[mm]	60/100 - 80/125	80/125 - 100/150
Available steel thickness	[mm]	0,5	0,5

### White horizontal flue gas out

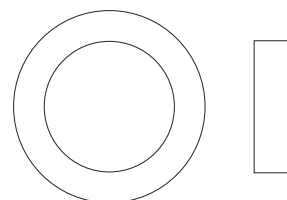
Index	KPM-ZB10	KPM-ZB05	KPM-ZB02
L	[mm]	1000	500 250



Diameters	[mm]	60/100	80/125	100/150
Available steel thickness	[mm]	0,5	0,5	0,5

### White smooth rosette

Index	KPM-RZG
-------	---------



Diameters	[mm]	60/100	80/125	100/150
Available steel thickness	[mm]	0,5	0,5	0,5

### White basic set

Index	PAK-KP-MAL
-------	------------

Index	Elements of the set
KP-PZ	Vertical flue gas out with pass-through
KPM-R05	White pipe L=500mm
KK-KS87	Elbow 87° with footer
KA-RZM	White smooth rosette
KPM-WTDP87	White horizontal cleanout tee with cover 87°





# KK

## Single-wall ACS (aerial combustion system) for positive pressure burning heating appliances burning gas or oil

The KK system has been designed for boilers operating in hypertension with a closed combustion chamber, powered by solid fuel like log wood, wood chips, wood pellet. The steel elements with heat resistant properties have an excellent resistance to high temperatures. Male-female connector facilitates installation, reinforces the chimney construction and the application of a seal guarantees an excellent tightness of the connection.



Excellent resistance to condensate effects



Male-female connector with a seal



Intended for devices with closed combustion chamber



Can be connected with the elements of KP and KKD systems

### A wide use of KK chimney system

The elements of KK chimney system are used primarily as chimney liners in already existing shafts. The structure of the shaped pieces and pipes allows for connecting the system to KP, KPM and KKD elements. It gives even more options of flue configuration.

### Technical data

Product serial symbol	KK
Type of system	Single wall
Intended use	Closed chamber heating appliances
Fuel	Gas/ fuel oil
Available thickness of steel	0,5 mm
Available diameter range	60 mm - 500 mm
Grade of steel	1.4301, 1.4404, 1.4301 or other according to PN-EN 1856-1
Type of connection	Male-female connector with a seal
Temperature class	T 200
Pressure class	P2 (pressure of 200 Pa)
Operation mode	Positive pressure
Condensate resistance	W
Corrosion resistance	Vm

# KKD

## Insulated single-wall ACS (aerial combustion system) for positive pressure burning heating appliances burning gas or oil

The KKD chimney system has been designed for installations on the outside of the building for boilers operating in hypertension, powered by gas or fuel oil. Being made of acid-resistant steel, elements are highly resistant to a negative impact of the condensate produced by boilers during the combustion process. Male-female connector facilitates installation and reinforces the chimney construction and the sealing ensures an excellent tightness of the flue. Due to 30 mm mineral wool insulation the chimney elements can be installed on the outside of the shaft.



30 mm mineral wool insulation



Ideal for installation on the outside of the shaft



Intended for devices with closed combustion chamber



Can be connected with the elements of KP and KK systems

### A wide use of KKD chimney system

The elements of KKD chimney system are used primarily as outer chimneys, particularly in the buildings where it is impossible to run ducts through chimney shafts. A large selection and availability of shaped pieces and pipes guarantee that they will fit every building heated by a condensing boiler.

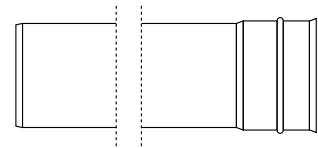

### Technical data

Product serial symbol	KKD
Type of system	twin-wall / insulated
Intended use	Closed chamber heating appliances
Fuel	Gas/ fuel oil
Available thickness of steel rdzenia	0,5 mm
Available thickness of steel płaszcza	0,5 mm
Available diameter range	60 - 300 mm
Grade of steel	1.4301, 1.4404, 1.4301 or other according to PN-EN 1856-1
Insulation	30 mm mineral wool with the density of 100 kg/m <sup>3</sup>
Type of connection	Male-female connector with a seal
Temperature class	T 200
Pressure class	P2 (pressure of 200 Pa)
Operation mode	Positive pressure
Condensate resistance	W
Corrosion resistance	Vm

**Pipe**

Index		KK-R10	KK-R05	KK-R02
L	[mm]	1000	500	250

Index		KKD-R10	KKD-R05	KKD-R02
L	[mm]	1000	500	250
Insulation	[mm]	30	30	30



L=1000



L=500



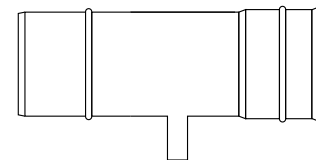
L=250

Diameters	[mm]	60	80	100	110	120	130	140	150	160	180	200	225	250	300
Available steel thickness	[mm]	0,5	0,5	0,5	0,5	0,5	0,5	0,5	0,5	0,5	0,5	0,5	0,5	0,5	0,5

**Pipe with condenser**

Index		KK-R02-0
-------	--	----------

Index		KKD-R02-0
Insulation [mm]		30

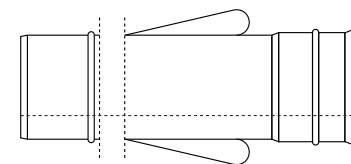


Diameters	[mm]	60	80	100	110	120	130	140	150	160	180	200	225	250	300
Available steel thickness	[mm]	0,5	0,5	0,5	0,5	0,5	0,5	0,5	0,5	0,5	0,5	0,5	0,5	0,5	0,5

**Pipe with stabilizer**

Index		KK-RU10	KK-RU05	KK-RU02
L	[mm]	1000	500	250

Index		KKD-RU10	KKD-RU05	KKD-RU02
L	[mm]	1000	500	250
Insulation	[mm]	30	30	30



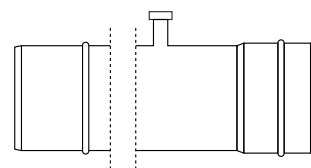
Diameters	[mm]	60	80	100	110	120	130	140	150	160	180	200	225	250	300
Available steel thickness	[mm]	0,5	0,5	0,5	0,5	0,5	0,5	0,5	0,5	0,5	0,5	0,5	0,5	0,5	0,5



### Pipe with connection 1/2"

Index		KK-RKC10	KK-RKC05	KK-RKC02
Długość L2 [mm]		1000	500	250

Index		KKD-RKC10	KKD-RKC05	KKD-RKC02
L [mm]		1000	500	250
Insulation [mm]		30	30	30

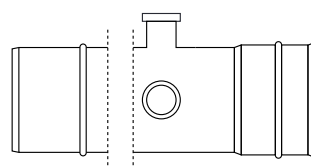


Diameters [mm]	60	80	100	110	120	130	140	150	160	180	200	225	250	300
Available steel thickness [mm]	0,5	0,5	0,5	0,5	0,5	0,5	0,5	0,5	0,5	0,5	0,5	0,5	0,5	0,5

### Pipe with connection M64x4

Index		KK-RKM10	KK-RKM05	KK-RKM02
Długość L2 [mm]		1000	500	250

Index		KKD-RKM10	KKD-RKM05	KKD-RKM02
L [mm]		1000	500	250
Insulation [mm]		30	30	30

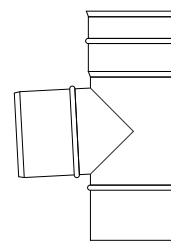


Diameters [mm]	-	80	100	110	120	130	140	150	160	180	200	225	250	300
Available steel thickness [mm]	-	0,5	0,5	0,5	0,5	0,5	0,5	0,5	0,5	0,5	0,5	0,5	0,5	0,5

### Tee-pipe 87°

Index		KK-TR87
-------	--	---------

Index		KKD-TR87
Insulation [mm]		30

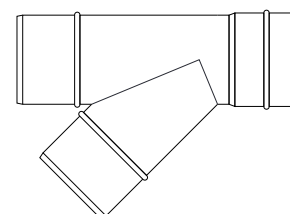


Diameters [mm]	60	80	100	110	120	130	140	150	160	180	200	225	250	300
Available steel thickness [mm]	0,5	0,5	0,5	0,5	0,5	0,5	0,5	0,5	0,5	0,5	0,5	0,5	0,5	0,5

### Tee-pipe 45°

Index		KK-TR45
-------	--	---------

Index		KKD-TR45
Insulation [mm]		30



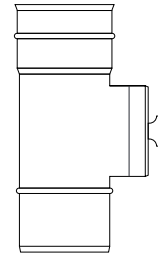
Diameters [mm]	60	80	100	110	120	130	140	150	160	180	200	225	250	300
Available steel thickness [mm]	0,5	0,5	0,5	0,5	0,5	0,5	0,5	0,5	0,5	0,5	0,5	0,5	0,5	0,5

**Cleanout tee with cover**

Index **KK-WTD**

Index **KKD-WTD**

Insulation [mm] **30**



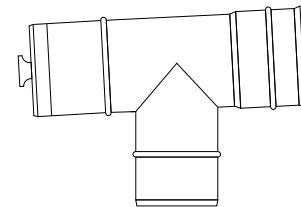
Diameters	[mm]	60	80	100	110	120	130	140	150	160	180	200	225	250	300
Available steel thickness	[mm]	0,5	0,5	0,5	0,5	0,5	0,5	0,5	0,5	0,5	0,5	0,5	0,5	0,5	0,5

**Horizontal cleanout tee with cover 87°**

Index **KK-WTDP87**

Index **KKD-WTDP87**

Insulation [mm] **30**



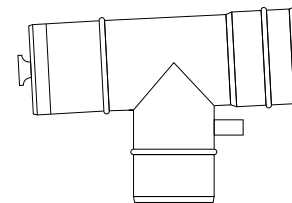
Diameters	[mm]	60	80	100	110	120	130	140	150	160	180	200	225	250	300
Available steel thickness	[mm]	0,5	0,5	0,5	0,5	0,5	0,5	0,5	0,5	0,5	0,5	0,5	0,5	0,5	0,5

**Horizontal cleanout tee with cover and condenser 87°**

Index **KK-WTDP87-0**

Index **KKD-WTDP87-0**

Insulation [mm] **30**



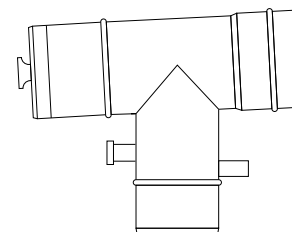
Diameters	[mm]	60	80	100	110	120	130	140	150	160	180	200	225	250	300
Available steel thickness	[mm]	0,5	0,5	0,5	0,5	0,5	0,5	0,5	0,5	0,5	0,5	0,5	0,5	0,5	0,5

**Horizontal cleanout tee with cover, condenser and connection 87°**

Index **KK-WTDPKC87-0**

Index **KKD-WTDPKC87-0**

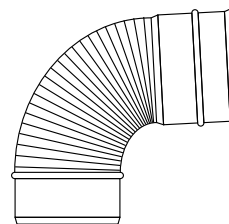
Insulation [mm] **30**



Diameters	[mm]	60	80	100	110	120	130	140	150	160	180	200	225	250	300
Available steel thickness	[mm]	0,5	0,5	0,5	0,5	0,5	0,5	0,5	0,5	0,5	0,5	0,5	0,5	0,5	0,5

### Elbow 87°

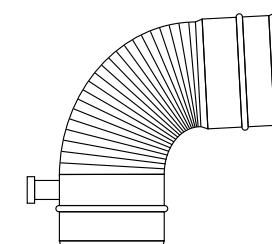
Index	KK-K87
Index	KKD-K87
Insulation [mm]	30



Diameters	[mm]	60	80	100	110	120	130	140	150	160	180	200	225	250	300
Available steel thickness	[mm]	0,5	0,5	0,5	0,5	0,5	0,5	0,5	0,5	0,5	0,5	0,5	0,5	0,5	0,5

### Elbow 87° with connection

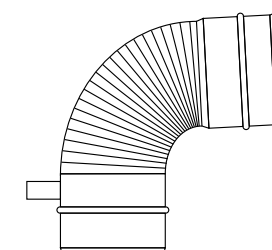
Index	KK-KK87
Index	KKD-KK87
Insulation [mm]	30



Diameters	[mm]	60	80	100	110	120	130	140	150	160	180	200	225	250	300
Available steel thickness	[mm]	0,5	0,5	0,5	0,5	0,5	0,5	0,5	0,5	0,5	0,5	0,5	0,5	0,5	0,5

### Elbow 87° with condenser

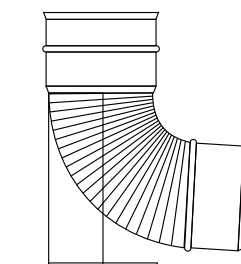
Index	KK-K87-0
Index	KKD-K87-0
Insulation [mm]	30



Diameters	[mm]	60	80	100	110	120	130	140	150	160	180	200	225	250	300
Available steel thickness	[mm]	0,5	0,5	0,5	0,5	0,5	0,5	0,5	0,5	0,5	0,5	0,5	0,5	0,5	0,5

### Elbow 87° with foot

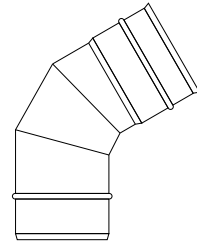
Index	KK-KS87
Index	KKD-KS87
Insulation [mm]	30



Diameters	[mm]	60	80	100	110	120	130	140	150	160	180	200	225	250	300
Available steel thickness	[mm]	0,5	0,5	0,5	0,5	0,5	0,5	0,5	0,5	0,5	0,5	0,5	0,5	0,5	0,5

**Elbow 60°**

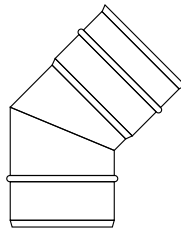
Index	KK-K60
Index	KKD-K60
Insulation [mm]	30



Diameters	[mm]	60	80	100	110	120	130	140	150	160	180	200	225	250	300
Available steel thickness	[mm]	0,5	0,5	0,5	0,5	0,5	0,5	0,5	0,5	0,5	0,5	0,5	0,5	0,5	0,5

**Elbow 45°**

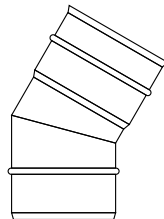
Index	KK-K45
Index	KKD-K45
Insulation [mm]	30



Diameters	[mm]	60	80	100	110	120	130	140	150	160	180	200	225	250	300
Available steel thickness	[mm]	0,5	0,5	0,5	0,5	0,5	0,5	0,5	0,5	0,5	0,5	0,5	0,5	0,5	0,5

**Elbow 30°**

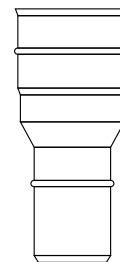
Index	KK-K30
Index	KKD-K30
Insulation [mm]	30



Diameters	[mm]	60	80	100	110	120	130	140	150	160	180	200	225	250	300
Available steel thickness	[mm]	0,5	0,5	0,5	0,5	0,5	0,5	0,5	0,5	0,5	0,5	0,5	0,5	0,5	0,5

**Conical reduction**

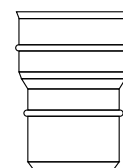
Index	KK-RS
Index	KKD-RS
Insulation [mm]	30



Diameters	[mm]	80	100	110	120	130	140	150	160	180	200	225	250	300
Available steel thickness	[mm]	0,5	0,5	0,5	0,5	0,5	0,5	0,5	0,5	0,5	0,5	0,5	0,5	0,5

### Stamped reduction

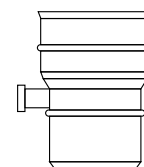
Index **KK-RR**



Diameters	[mm]	100	110	120	130	140	150	160	180	200	225	250	300
Available steel thickness	[mm]	0,5	0,5	0,5	0,5	0,5	0,5	0,5	0,5	0,5	0,5	0,5	0,5

### Stamped reduction with connection

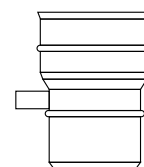
Index **KK-RRKC**



Diameters	[mm]	100	110	120	130	140	150	160	180	200	225	250	300
Available steel thickness	[mm]	0,5	0,5	0,5	0,5	0,5	0,5	0,5	0,5	0,5	0,5	0,5	0,5

### Stamped reduction with condenser

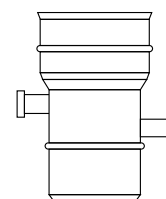
Index **KK-RR-0**



Diameters	[mm]	100	110	120	130	140	150	160	180	200	225	250	300
Available steel thickness	[mm]	0,5	0,5	0,5	0,5	0,5	0,5	0,5	0,5	0,5	0,5	0,5	0,5

### Stamped reduction with connection and condenser

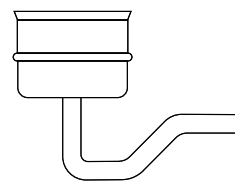
Index **KK-RRKC-0**



Diameters	[mm]	100	110	120	130	140	150	160	180	200	225	250	300
Available steel thickness	[mm]	0,5	0,5	0,5	0,5	0,5	0,5	0,5	0,5	0,5	0,5	0,5	0,5

### Condensate collector with siphon

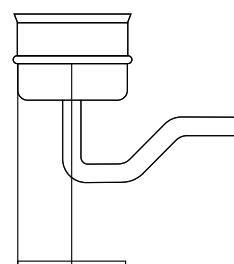
Index	KK-0
Index	KKD-0
Insulation [mm]	30



Diameters	[mm]	60	80	100	110	120	130	140	150	160	180	200	225	250	300
Available steel thickness	[mm]	0,5	0,5	0,5	0,5	0,5	0,5	0,5	0,5	0,5	0,5	0,5	0,5	0,5	0,5

### Condensate collector with siphon and foot

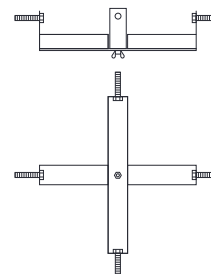
Index	KK-OSS
Index	KKD-OSS
Insulation [mm]	30



Diameters	[mm]	60	80	100	110	120	130	140	150	160	180	200	225	250	300
Available steel thickness	[mm]	0,5	0,5	0,5	0,5	0,5	0,5	0,5	0,5	0,5	0,5	0,5	0,5	0,5	0,5

### Cross base

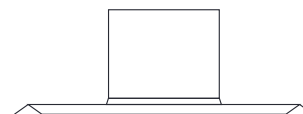
Index	KK-OPC
-------	--------



Dimensions	[mm]	256x256
Available steel thickness	[mm]	0,5 mm

### Pass-through

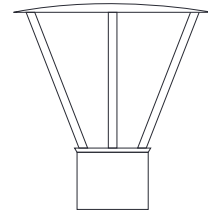
Index	KK-PR
-------	-------



Diameters	[mm]	60	80	100	110	120	130	140	150	160	180	200	225	250	300
Available steel thickness	[mm]	0,5	0,5	0,5	0,5	0,5	0,5	0,5	0,5	0,5	0,5	0,5	0,5	0,5	0,5

## Cap

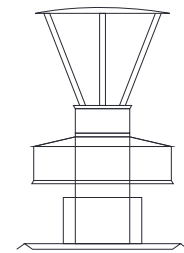
Index KK-D



Diameters	[mm]	60	80	100	110	120	130	140	150	160	180	200	225	250	300
Available steel thickness	[mm]	0,5	0,5	0,5	0,5	0,5	0,5	0,5	0,5	0,5	0,5	0,5	0,5	0,5	0,5

## Vertical flue gas out with pass-through

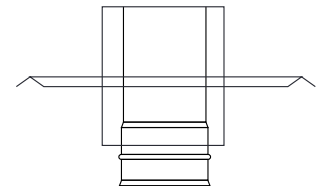
Index KK-PZ



Diameters	[mm]	60/100	80/125	100/150
Available steel thickness	[mm]	0,5	0,5	0,5

## Connector of system KK and KP

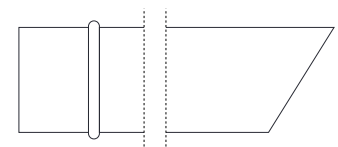

Index KK-ZKP



Diameters	[mm]	60/100	80/125	100/150
Available steel thickness	[mm]	0,5	0,5	0,5

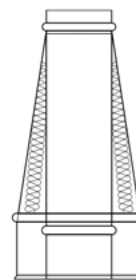
## Horizontal flue gas out

Index KK-ZB



**Insulated coning**

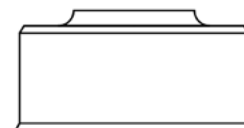

Index	KKD-U
Insulation [mm]	30



Diameters	[mm]	60	80	100	110	120	130	140	150	160	180	200	225	250	300
Available steel thickness	[mm]	0,5	0,5	0,5	0,5	0,5	0,5	0,5	0,5	0,5	0,5	0,5	0,5	0,5	0,5

**Top completion of insulation**

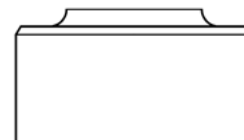
Index	KKD-ZIG
-------	---------



Diameters	[mm]	60	80	100	110	120	130	140	150	160	180	200	225	250	300
Available steel thickness	[mm]	0,5	0,5	0,5	0,5	0,5	0,5	0,5	0,5	0,5	0,5	0,5	0,5	0,5	0,5

**Bottom completion of insulation**

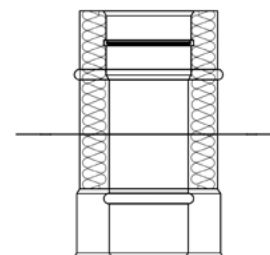
Index	KKD-ZID
-------	---------



Diameters	[mm]	60	80	100	110	120	130	140	150	160	180	200	225	250	300
Available steel thickness	[mm]	0,5	0,5	0,5	0,5	0,5	0,5	0,5	0,5	0,5	0,5	0,5	0,5	0,5	0,5

**Supporting construction**

Index	KKD-KO
Insulation [mm]	30

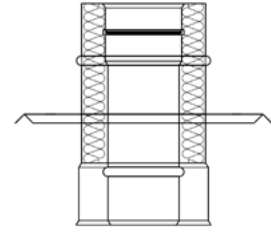


Diameters	[mm]	60	80	100	110	120	130	140	150	160	180	200	225	250	300
Available steel thickness	[mm]	0,5	0,5	0,5	0,5	0,5	0,5	0,5	0,5	0,5	0,5	0,5	0,5	0,5	0,5



## Insulated pass-through

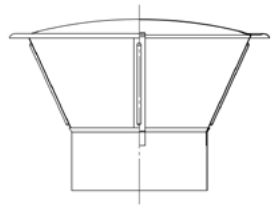
Index	KKD-PD
Insulation [mm]	30



Diameters	[mm]	60	80	100	110	120	130	140	150	160	180	200	225	250	300
Available steel thickness	[mm]	0,5	0,5	0,5	0,5	0,5	0,5	0,5	0,5	0,5	0,5	0,5	0,5	0,5	0,5

## Cap (1)

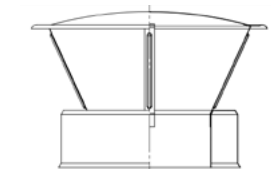
Index	KKD-D(W1)
-------	-----------



Diameters	[mm]	60	80	100	110	120	130	140	150	160	180	200	225	250	300
Available steel thickness	[mm]	0,5	0,5	0,5	0,5	0,5	0,5	0,5	0,5	0,5	0,5	0,5	0,5	0,5	0,5

## Cap (2)

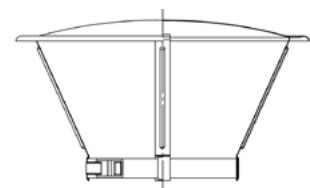
Index	KKD-D(W2)
-------	-----------



Diameters	[mm]	60	80	100	110	120	130	140	150	160	180	200	225	250	300
Available steel thickness	[mm]	0,5	0,5	0,5	0,5	0,5	0,5	0,5	0,5	0,5	0,5	0,5	0,5	0,5	0,5

## Cap (3)

Index	KKD-D(W3)
-------	-----------

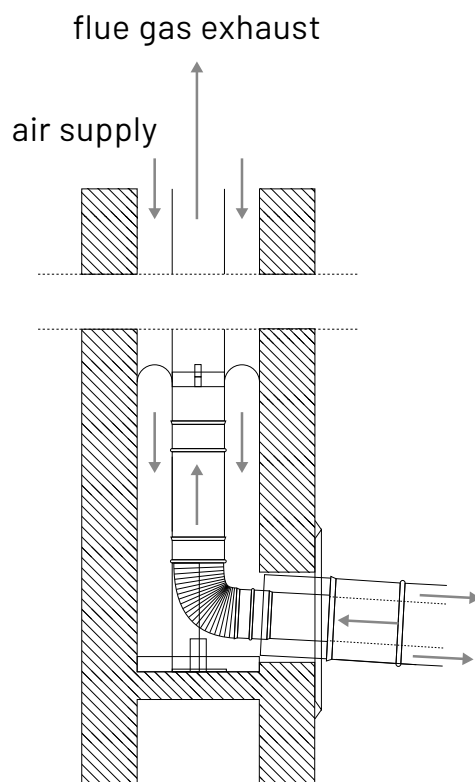


Diameters	[mm]	60	80	100	110	120	130	140	150	160	180	200	225	250	300
Available steel thickness	[mm]	0,5	0,5	0,5	0,5	0,5	0,5	0,5	0,5	0,5	0,5	0,5	0,5	0,5	0,5

**Centering basic set**

Index	PAK-KK
-------	--------

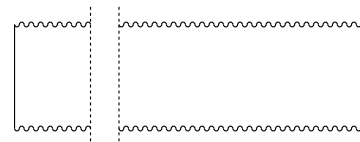

Index	Set elements
KK-OPC	Cross base
KK-KS87	Elbow 87° with foot
KK-ZKP	Connector of system KK and KP
KK-R02	Pipe L=250 mm



# MAXIFLEX

## Flexible pipe MAXIFLEX®

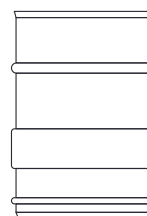
Index KK-RMFX



Diameters	[mm]	-	80	100	110	120	130	140	150	160	180	200	225	250	300
Available steel thickness	[mm]	-	0,5	0,5	0,5	0,5	0,5	0,5	0,5	0,5	0,5	0,5	0,5	0,5	0,5

## Top adapter MAXIFLEX®


Index KK-ZGMFX



Diameters	[mm]	-	80	100	110	120	130	140	150	160	180	200	225	250	300
Available steel thickness	[mm]	-	0,5	0,5	0,5	0,5	0,5	0,5	0,5	0,5	0,5	0,5	0,5	0,5	0,5

## Middle adapter MAXIFLEX®


Index KK-ZPMFX



Diameters	[mm]	-	80	100	110	120	130	140	150	160	180	200	225	250	300
Available steel thickness	[mm]	-	0,5	0,5	0,5	0,5	0,5	0,5	0,5	0,5	0,5	0,5	0,5	0,5	0,5

## Bottom adapter MAXIFLEX®

Index KK-ZDMFX



Diameters	[mm]	-	80	100	110	120	130	140	150	160	180	200	225	250	300
Available steel thickness	[mm]	-	0,5	0,5	0,5	0,5	0,5	0,5	0,5	0,5	0,5	0,5	0,5	0,5	0,5



# SWR

## Circular ventilation system made of galvanized steel

The SWR system consists of pipes and zinc coated steel shaped pieces. According to their properties they constitute an ideal material for ventilation ducts. First of all, the zinc coated steel parts are light, but they are also durable which is important for the whole ventilation installation.



Shaped pieces with round cross section



Provides suitable air flow



Equipped with effective chimney cowls which support draught in an air duct



Resistant to corrosion due to zinc coating

### A wide use of SWR chimney system

The SWR elements are widely used particularly in commercial buildings, office buildings and also in industrial facilities. Ventilation installation is responsible for proper air flow in all rooms which influences your wellbeing and comfort of living and work. A wide range of pipes and shaped pieces will guarantee the construction of an ideal ventilation system in a building.

### SWP – extension of SWR system

Our offer also includes SWP zinc coated steel ventilation system which has a rectangular cross section. It proves effective in buildings that require high air flows. The elements of SWP system are produced exclusively to order.

### Technical data

Product serial symbol	SWR
Type of system	Single wall
Intended use	Ventilation
Available thickness of steel	0,5 mm
Available diameter range	80 - 300 mm
Grade of steel	Galvanized
Type of connection	Male-female connector



# SWRD

## Insulated circular ventilation system made of galvanized steel

The SWRD system is an insulated version of SWR system. It consists of pipes and shaped pieces made of zinc coated steel with an additional outer coat and 30 mm insulation. The system is intended for installation on the outside of a shaft. Male-female connector ensures durability and facilitates installation.



30 mm mineral wool insulation



Ideal for installation on the outside of the shaft



Equipped with effective chimney cowls which support draught in an air duct



Resistant to corrosion due to zinc coating

### A wide use of SWRD chimney system

The SWRD elements are widely used particularly in commercial buildings, office buildings and also in industrial facilities. Ventilation installation is responsible for proper air flow in all rooms which influences your wellbeing and comfort of living and work. A wide range of pipes and shaped pieces will guarantee the construction of an ideal ventilation system in a building.

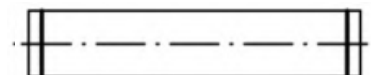
### Technical data

Product serial symbol	SWRD
Type of system	Twin-wall
Intended use	Ventilation
Available thickness of steel	0,5 mm
Available diameter range	110 - 300 mm
Insulation	30 mm mineral wool with the density of 100 kg/m <sup>3</sup>
Grade of steel	Galvanized
Type of connection	Male-female connector

**Pipe L=1000 mm**

Index SWR - R10-0C


Diameters [mm] 120 130 140 150 160 180 200



**Pipe L=500 mm**

Index SWR-R05-0C

Diameters [mm] 120 130 140 150 160 180 200



**Pipe L=250 mm**

Index SWR-R02-0C

Diameters [mm] 120 130 140 150 160 180 200



**Pipe with condenser L=1000 mm**

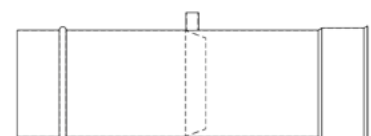
Index SWR-R010-0C

Diameters [mm] 120 130 140 150 160 180 200



**Pipe with condenser L=500 mm**

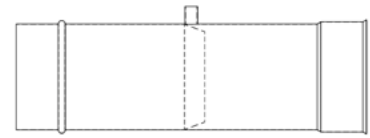
Index SWR-R005-0C



**Pipe with condenser L=250 mm**

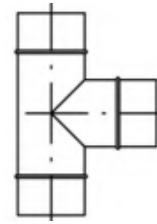
Index	SWR-R002-0C						
-------	-------------	--	--	--	--	--	--

Diameters	[mm]	120	130	140	150	160	180	200
-----------	------	-----	-----	-----	-----	-----	-----	-----

**Tee-pipe 90°**

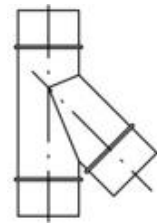
Index	SWR-TR90-0C						
-------	-------------	--	--	--	--	--	--

Diameters	[mm]	120	130	140	150	160	180	200
-----------	------	-----	-----	-----	-----	-----	-----	-----

**Tee-pipe 45°**

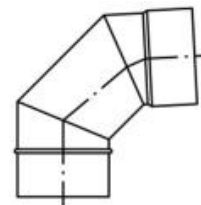
Index	SWR-TR45-0C						
-------	-------------	--	--	--	--	--	--

Diameters	[mm]	120	130	140	150	160	180	200
-----------	------	-----	-----	-----	-----	-----	-----	-----

**Elbow 90°**

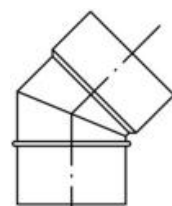
Index	SWR-K90-0C						
-------	------------	--	--	--	--	--	--

Diameters	[mm]	120	130	140	150	160	180	200
-----------	------	-----	-----	-----	-----	-----	-----	-----

**Elbow 45°**

Index	SWR-K45-0C						
-------	------------	--	--	--	--	--	--

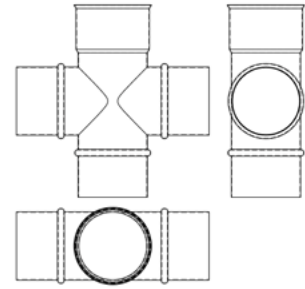
Diameters	[mm]	120	130	140	150	160	180	200
-----------	------	-----	-----	-----	-----	-----	-----	-----



**Cross-pipe 90°**

Index **SWR-CW90-OC**

Diameters [mm] 120 130 140 150 160 180 200



**Condensate collector**

Index **SWR-O**

Diameters [mm] 120 130 140 150 160 180 200



**Muff-muff connector**

Index **SWR-ZMM-OC**

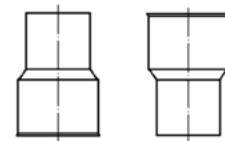
Diameters [mm] 120 130 140 150 160 180 200



**Reduction**

Index **SWR-R-OC**

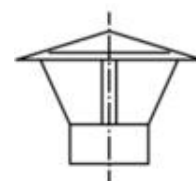
Diameters [mm] 120 130 140 150 160 180 200



**Cap**

Index **SWR-D**

Diameters [mm] 120 130 140 150 160 180 200

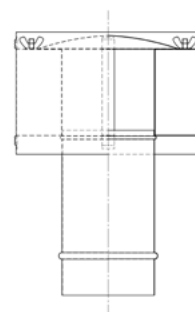




### Cylindrical deflector

Index SWR-DR

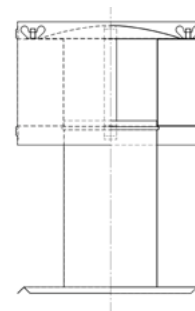
Diameters [mm] 120 130 140 150 160 180 200



### Cylindrical deflector with plate

Index SWR-DRP

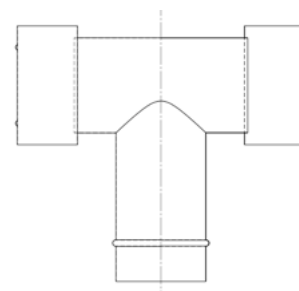
Diameters [mm] 120 130 140 150 160 180 200



### "H type" deflector

Index SWR-DH

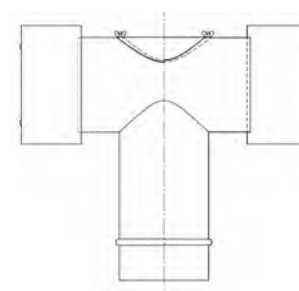
Diameters [mm] 120 130 140 150 160 180 200



### "H type" deflector with revision

Index SWR-DHR


Diameters [mm] 120 130 140 150 160 180 200



### Turbomax 1

Index SWR-KN-T1R-OC

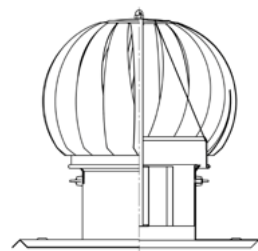
Diameters [mm] 120 130 140 150 160 180 200



**Turbomax 1 with square base**

Index **SWR-KN-T1P-OC**


Diameters [mm] 120 130 140 150 160 180 200



**Turbomax 2**

Index **SWR-KN-T2R-OC**

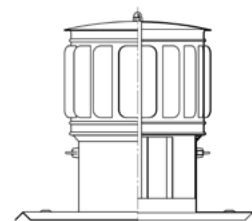
Diameters [mm] 120 130 140 150 160 180 200



**Turbomax 2 with square base**

Index **SWR-KN-T2P-OC**

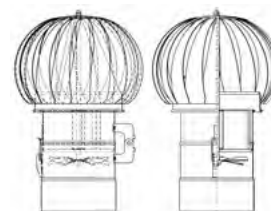
Diameters [mm] 120 130 140 150 160 180 200



**Powerwind 1**

Index **SWR-KN-T1R-AO**

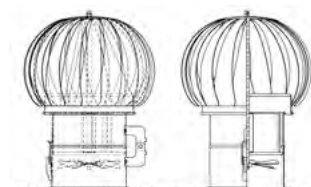
Diameters [mm] 120 130 140 150 160 180 200



**Powerwind 1 with square base**

Index **SWR-KN-T1P-AO**

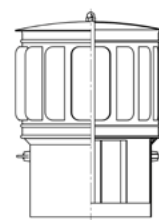
Diameters [mm] 120 130 140 150 160 180 200



## Powerwind 2

Index **SWR-KN-T2R-A0**

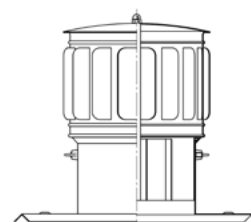
Diameters [mm] 120 130 140 150 160 180 200



## Powerwind 2 with square base

Index **SWR-KN-T2P-A0**

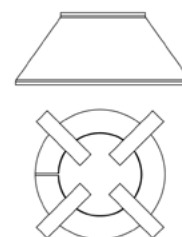
Diameters [mm] 120 130 140 150 160 180 200



## Rain cover

Index **SWR-OPD**

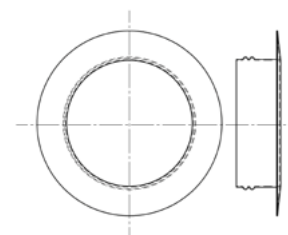
Diameters [mm] 120 130 140 150 160 180 200



## Rosette

Index **SWR-R**

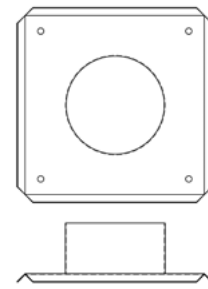
Diameters [mm] 120 130 140 150 160 180 200



**Roof passage**

Index **SWR-PD**

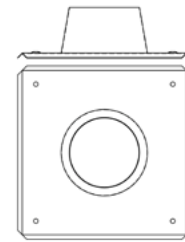
Diameters [mm] 120 130 140 150 160 180 200



**Angled roof passage 0-5°**

Index **SWR-PDK5**

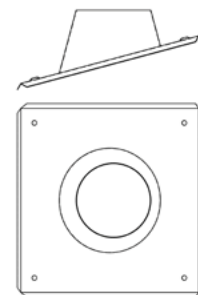
Diameters [mm] 120 130 140 150 160 180 200



**Angled roof passage 5-20°**

Index **SWR-PDK20**

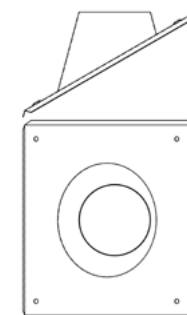
Diameters [mm] 120 130 140 150 160 180 200



**Angled roof passage 20-35°**

Index **SWR-PDK35**

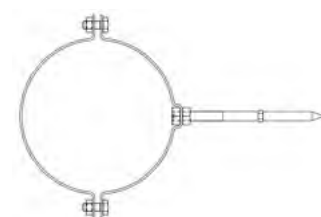

Diameters [mm] 120 130 140 150 160 180 200



**Clamp**

Index **SWR-OW**


Diameters [mm] 120 130 140 150 160 180 200



### Support console

Index SWR-KW/ SWR-KWP

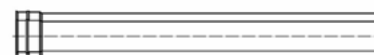

Diameters [mm] 120 130 140 150 160 180 200



### Isolated pipe L=1000 mm

Index SWRD-R10-OC



Diameters [mm] 120 130 140 150 160 180 200



### Isolated pipe L=500 mm

Index SWRD-R05-OC


Diameters [mm] 120 130 140 150 160 180 200



### Isolated pipe L=250 mm

Index SWRD-R02-OC

Diameters [mm] 120 130 140 150 160 180 200



### Isolated pipe with condenser L=1000 mm

Index SWRD-R010-OC

Diameters [mm] 120 130 140 150 160 180 200



**Isolated pipe with condenser  
L=500 mm**

Index **SWRD-R005-0C**

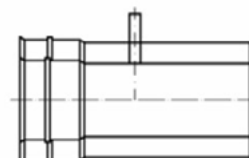

Diameters [mm] 120 130 140 150 160 180 200



**Isolated pipe L=250 mm**

Index **SWRD-R002-0C**

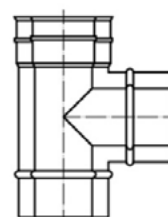

Diameters [mm] 120 130 140 150 160 180 200



**Isolated tee-pipe 90°**

Index **SWRD-TR90-0C**

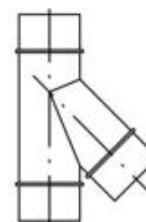
Diameters [mm] 120 130 140 150 160 180 200



**Isolated tee-pipe 45°**

Index **SWRD-TR45-0C**

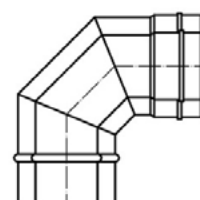
Diameters [mm] 120 130 140 150 160 180 200



**Isolated elbow 90°**

Index **SWRD-K90-0C**

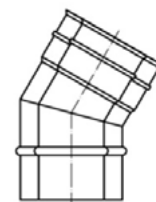
Diameters [mm] 120 130 140 150 160 180 200



### Isolated elbow 45°

Index SWRD-K45-0C

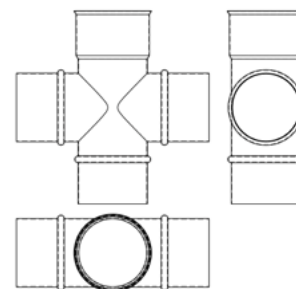
Diameters [mm] 120 130 140 150 160 180 200



### Isolated cross-pipe 90°

Index SWRD-CW90-0C

Diameters [mm] 120 130 140 150 160 180 200



### Isolated condensate collector

Index SWRD-0


Diameters [mm] 120 130 140 150 160 180 200



### Isolated condensate collector with plate

Index SWRD-0P

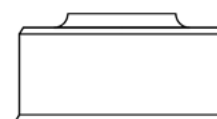
Diameters [mm] 120 130 140 150 160 180 200



### Upper end of insulation

Index SWRD-ZIG

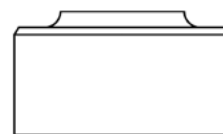
Diameters [mm] 120 130 140 150 160 180 200



**Bottom end of insulation**

Index **SWRD-ZID**

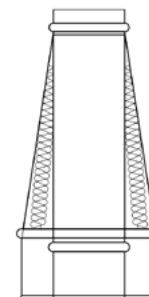
Diameters [mm] 120 130 140 150 160 180 200



**Isolated cone**

Index **SWRD-U-OC**

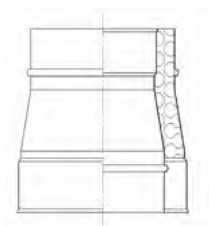
Diameters [mm] 120 130 140 150 160 180 200



**Isolated reduction**

Index **SWRD-R-OC**

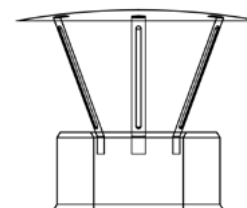
Diameters [mm] 120 130 140 150 160 180 200



**Isolated cap**

Index **SWRD-D2**

Diameters [mm] 120 130 140 150 160 180 200





# NKAD

## Adapters for gas boilers

NKAD is a system of adapters which connect KOMINUS chimney systems with gas boiler flue pipes. A high flexibility of production allows for the design and production of the adapters to order to make them compatible with a given device and chimney system.



Excellent resistance to condensate effects



Flexibility of production to order



Offered for boilers with open and closed combustion chambers

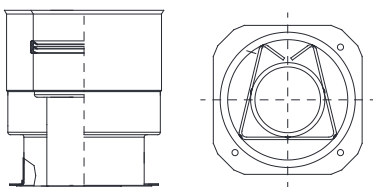


Can be connected to the elements of the KOMINUS system

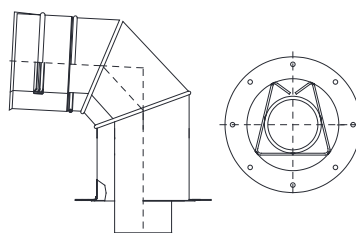
Elements of the system	Index	Diameter [mm]	Type of device
Adapter Immergas 60/100	NKAD-IMMERGAS-60/100-P-NEW	60/100	Victrix, Victrix Superior Top, Victrix Zeus, Victrix Zeus Superior, Hercules Condensing, Hercules solar
Adapter Immergas 60/100-80/125	NKAD-IMMERGAS-60/100-80/125-P-NEW	60/100-80/125	Victrix, Victrix Superior Top, Victrix Zeus, Victrix Zeus Superior, Hercules Condensing, Hercules solar
Adapter Termet 60/100	NKAD-TERMET-60/100-P-NEW	60/100	Econdens Gold 20, 25, 35 Econdens Crystal 20, 25, 35 Econdens Solid 20, 25, 35 Econdens Integra 20, 25 Windsor
Adapter Termet 60/100-80/125	NKAD-TERMET-60/100-80/125-P-NEW	60/100-80/125	Econdens Gold 20, 25, 35 Econdens Crystal 20, 25, 35 Econdens Solid 20, 25, 35 Econdens Integra 20, 25 Windsor
Adapter Termet 80/110-80/125	NKAD-TERMET-80/110-80/125-P-NEW	80/110-80/125	Econdens Gold 20, 25, 35 Econdens Crystal 20, 25, 35 Econdens Solid 20, 25, 35 Econdens Integra 20, 25 Windsor

Adapters for the remaining devices can be arranged with the regional sales manager. For contact see page 148.

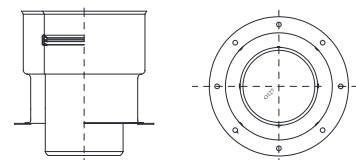
1. Adapter Immergas 60/100 - 80/125



2. Adapter Termet 60/100



3. Adapter Termet 80/110-80/125



# KN

## Chimney cowls - static, dynamic and chimney extensions

Rectangular chimney extension with cap



KN is a system of chimney cowls made of stainless steel whose primary function is to support the combustion or ventilation draught. In our offer we have chimney extensions with square, round and oval profiles. We make rotating chimney cowls for combustion flue pipes – **ROTOMAX INSIDE** (“firefighter” type) as well as ventilation flue pipes – **TURBOMAX** and **POWERWIND**. In our offer we also have a universal chimney cowl – Turbowind, which can be used in both types of flue pipes.



High quality stainless steel



Available in various steel thicknesses and diameters



Durable bearings for quiet and long-lasting operations



Protect the chimney from rain and snow

Wind directional chimney cowl **ROTOMAX INSIDE**



### A wide use of KN chimney system

The chimney cowls not only effectively increase draught in flue pipes and considerably influence the chimney effectiveness, but also efficiently protect the flue from rain and snow. Moreover, the **ROTOMAX INSIDE** chimney cowl prevents the flue from exhaust gas going back to the combustion chamber which largely increases safety of the whole system. The **TURBOWIND** cowl is recommended for every type of flue. A special arrangement of rings effectively increases draught despite the lack of rotation elements. The chimney cowl for **POWERWIND** ventilation flue pipes is an improved version of the **TURBOMAX** chimney cowl. It is equipped with a fan which additionally increases the effectiveness of work and supports the chimney draught in a flue pipe even more effectively. Its great advantage is that it is possible to open the cowl for cleaning and conservation.

Rotating chimney cowl **POWERWIND**




### Technical data

Product serial symbol	KN
Type of system	Single wall / twin wall (applies to chimney extensions)
Intended use	Open chamber heating appliances / closed chamber heating appliances / ventilation
Fuel	Gas/ fuel oil, ecological solid fuels
Available thickness of steel	0,5 mm / 0,8 mm / 1 mm / 1,5 mm
Available diameter range	100 mm - 300 mm
Grade of steel	1.4301, 1.4404 or other according to PN-EN 1856-1
Type of connection	Male-female connector (applies to chimney cowls)

**Rectangular chimney extension  
H=1000 mm**

Index **KN-PKP10**



Dimensions (AxB)	[mm]	140x140	140x200	140x250	140x270	200x200	270x270
Available steel thickness	[mm]	0,5	0,5	0,5	0,5	0,5	0,5
		0,8	0,8	0,8	0,8	0,8	0,8
		1,0	1,0	1,0	1,0	1,0	1,0

**Rectangular chimney extension  
H=750 mm**

Index **KN-PKP07**



Dimensions (AxB)	[mm]	140x140	140x200	140x250	140x270	200x200	270x270
Available steel thickness	[mm]	0,5	0,5	0,5	0,5	0,5	0,5
		0,8	0,8	0,8	0,8	0,8	0,8
		1,0	1,0	1,0	1,0	1,0	1,0

**Rectangular chimney extension  
H=500 mm**

Index **KN-PKP05**



Dimensions (AxB)	[mm]	140x140	140x200	140x250	140x270	200x200	270x270
Available steel thickness	[mm]	0,5	0,5	0,5	0,5	0,5	0,5
		0,8	0,8	0,8	0,8	0,8	0,8
		1,0	1,0	1,0	1,0	1,0	1,0

**Rectangular chimney extension  
with plate H=1000 mm**

Index **KN-PKP10P**



Dimensions (AxB)	[mm]	140x140	140x200	140x250	140x270	200x200	270x270
Available steel thickness	[mm]	0,5	0,5	0,5	0,5	0,5	0,5
		0,8	0,8	0,8	0,8	0,8	0,8
		1,0	1,0	1,0	1,0	1,0	1,0

### Rectangular chimney extension with plate H=750 mm

Index KN-PKP07P



Dimensions (AxB)	[mm]	140x140	140x200	140x250	140x270	200x200	270x270
Available steel thickness	[mm]	0,5	0,5	0,5	0,5	0,5	0,5
		0,8	0,8	0,8	0,8	0,8	0,8
		1,0	1,0	1,0	1,0	1,0	1,0

### Rectangular chimney extension with plate H=500 mm

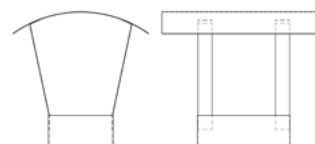
Index KN-PKP05P



Dimensions (AxB)	[mm]	140x140	140x200	140x250	140x270	200x200	270x270
Available steel thickness	[mm]	0,5	0,5	0,5	0,5	0,5	0,5
		0,8	0,8	0,8	0,8	0,8	0,8
		1,0	1,0	1,0	1,0	1,0	1,0

### Rectangular cap


Index KN-D-D4



Dimensions (AxB)	[mm]	140x140	140x200	140x250	140x270	200x200	270x270
Available steel thickness	[mm]	0,5	0,5	0,5	0,5	0,5	0,5
		0,8	0,8	0,8	0,8	0,8	0,8
		1,0	1,0	1,0	1,0	1,0	1,0

### Round chimney extension H=1000 mm


Index KN-PK010



Diameters	[mm]	130	150	160	180	200
Available steel thickness	[mm]	0,5	0,5	0,5	0,5	0,5
		0,8	0,8	0,8	0,8	0,8
		1,0	1,0	1,0	1,0	1,0

### Round chimney extension H=500 mm

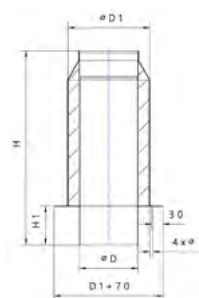
Index KN-PK005



Diameters	[mm]	130	150	160	180	200
Available steel thickness	[mm]	0,5	0,5	0,5	0,5	0,5
		0,8	0,8	0,8	0,8	0,8
		1,0	1,0	1,0	1,0	1,0

### Insulated round chimney extension H=1000 mm

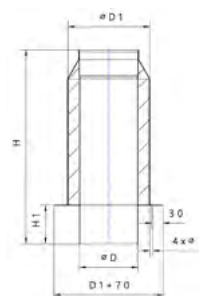
Index KN-PKI010



Diameters	[mm]	130/90	150/210	160/220	180/240	200/260
Available steel thickness	[mm]	0,5	0,5	0,5	0,5	0,5
		0,8	0,8	0,8	0,8	0,8
		1,0	1,0	1,0	1,0	1,0

### Insulated round chimney extension H=500 mm

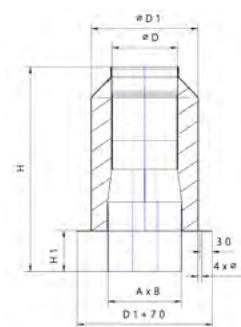
Index KN-PKI005



Diameters	[mm]	130/90	150/210	160/220	180/240	200/260
Available steel thickness	[mm]	0,5	0,5	0,5	0,5	0,5
		0,8	0,8	0,8	0,8	0,8
		1,0	1,0	1,0	1,0	1,0

### Insulated oval chimney extension H=1000 mm

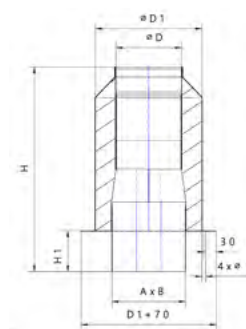
Index KN-PKIOW10



Dimensions	[mm]	120/180	110x210	120x210	110x230	120x225	120x240
Diameters	[mm]	130/90	150/210	160/220	180/280	180/240	200/260
Available steel thickness	[mm]	0,5	0,5	0,5	0,5	0,5	0,5
		0,8	0,8	0,8	0,8	0,8	0,8
		1,0	1,0	1,0	1,0	1,0	1,0

### Insulated oval chimney extension H=500 mm

Index **KN-PK10W05**



Dimensions [mm]	120/180	110x210	120x210	110x230	120x225	120x240
Diameters [mm]	130/90	150/210	160/220	180/280	180/240	200/260
Available steel thickness [mm]	0,5	0,5	0,5	0,5	0,5	0,5
	0,8	0,8	0,8	0,8	0,8	0,8
	1,0	1,0	1,0	1,0	1,0	1,0

### Rotomax 1 INSIDE with square base

Index **KN-I-R1P**



Diameters [mm]	110	120	130	140	150	160	180	200	225	250	300
Available steel thickness [mm]	0,5	0,5	0,5	0,5	0,5	0,5	0,5	0,5	0,5	0,5	0,5
	0,8	0,8	0,8	0,8	0,8	0,8	0,8	0,8	0,8	0,8	0,8
	1,0	1,0	1,0	1,0	1,0	1,0	1,0	1,0	1,0	1,0	1,0

### Rotomax 1 INSIDE with pipe base

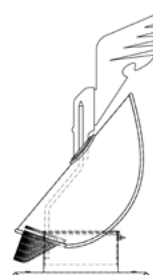

Index **KN-I-R1R**



Diameters [mm]	110	120	130	140	150	160	180	200	225	250	300
Available steel thickness [mm]	0,5	0,5	0,5	0,5	0,5	0,5	0,5	0,5	0,5	0,5	0,5
	0,8	0,8	0,8	0,8	0,8	0,8	0,8	0,8	0,8	0,8	0,8
	1,0	1,0	1,0	1,0	1,0	1,0	1,0	1,0	1,0	1,0	1,0

### Rotomax 2 INSIDE with square base

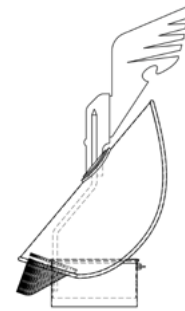
Index **KN-I-R2P**



Diameters [mm]	110	120	130	140	150	160	180	200	225	250	300
Available steel thickness [mm]	0,5	0,5	0,5	0,5	0,5	0,5	0,5	0,5	0,5	0,5	0,5
	0,8	0,8	0,8	0,8	0,8	0,8	0,8	0,8	0,8	0,8	0,8
	1,0	1,0	1,0	1,0	1,0	1,0	1,0	1,0	1,0	1,0	1,0

### Rotomax 2 INSIDE with pipe base

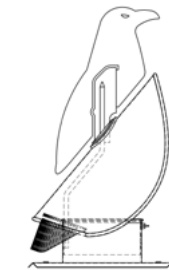
Index KN-I-R2R



Diameters	[mm]	110	120	130	140	150	160	180	200	225	250	300
Available steel thickness	[mm]	0,5	0,5	0,5	0,5	0,5	0,5	0,5	0,5	0,5	0,5	0,5
		0,8	0,8	0,8	0,8	0,8	0,8	0,8	0,8	0,8	0,8	0,8
		1,0	1,0	1,0	1,0	1,0	1,0	1,0	1,0	1,0	1,0	1,0

### Rotomax 3 INSIDE with square base

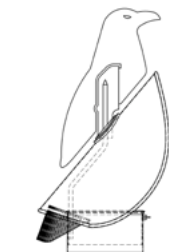
Index KN-I-R3P



Diameters	[mm]	110	120	130	140	150	160	180	200	225	250	300
Available steel thickness	[mm]	0,5	0,5	0,5	0,5	0,5	0,5	0,5	0,5	0,5	0,5	0,5
		0,8	0,8	0,8	0,8	0,8	0,8	0,8	0,8	0,8	0,8	0,8
		1,0	1,0	1,0	1,0	1,0	1,0	1,0	1,0	1,0	1,0	1,0

### Rotomax 3 INSIDE with pipe base

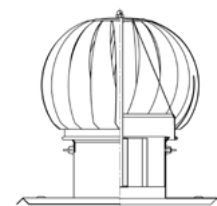
Index KN-I-R3R



Diameters	[mm]	110	120	130	140	150	160	180	200	225	250	300
Available steel thickness	[mm]	0,5	0,5	0,5	0,5	0,5	0,5	0,5	0,5	0,5	0,5	0,5
		0,8	0,8	0,8	0,8	0,8	0,8	0,8	0,8	0,8	0,8	0,8
		1,0	1,0	1,0	1,0	1,0	1,0	1,0	1,0	1,0	1,0	1,0

### Turbomax 1 with square base


Index KN-T1-P



Diameters	[mm]	110	120	130	140	150	160	180	200	225	250	300
Available steel thickness	[mm]	0,5	0,5	0,5	0,5	0,5	0,5	0,5	0,5	0,5	0,5	0,5

### Turbomax 1 with pipe base

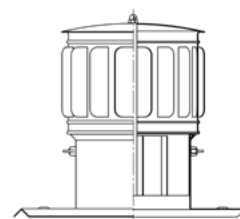
Index KN-T1-R



Diameters	[mm]	110	120	130	140	150	160	180	200	225	250	300
Available steel thickness	[mm]	0,5	0,5	0,5	0,5	0,5	0,5	0,5	0,5	0,5	0,5	0,5

### Turbomax 2 with square base

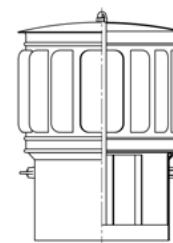
Index KN-T2-P



Diameters	[mm]	110	120	130	140	150	160	180	200	225	250	300
Available steel thickness	[mm]	0,5	0,5	0,5	0,5	0,5	0,5	0,5	0,5	0,5	0,5	0,5

### Turbomax 2 with pipe base

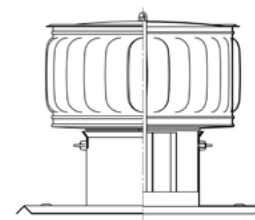
Index KN-T2-R



Diameters	[mm]	110	120	130	140	150	160	180	200	225	250	300
Available steel thickness	[mm]	0,5	0,5	0,5	0,5	0,5	0,5	0,5	0,5	0,5	0,5	0,5

### Turbomax 3 with square base

Index KN-T3-P

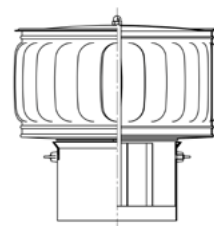


Diameters	[mm]	110	120	130	140	150	160	180	200	225	250	300
Available steel thickness	[mm]	0,5	0,5	0,5	0,5	0,5	0,5	0,5	0,5	0,5	0,5	0,5



### Turbomax 3 with pipe base

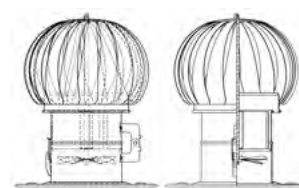
Index **KN-T3-R**



Diameters	[mm]	110	120	130	140	150	160	180	200	225	250	300
Available steel thickness	[mm]	0,5	0,5	0,5	0,5	0,5	0,5	0,5	0,5	0,5	0,5	0,5

### Powerwind with square base

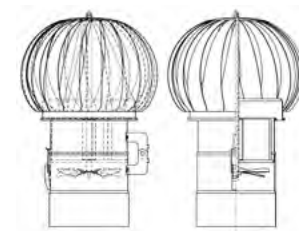
Index **KN-PW-P**



Diameters	[mm]	110	120	130	140	150	160	180	200	225	250	300
Available steel thickness	[mm]	0,5	0,5	0,5	0,5	0,5	0,5	0,5	0,5	0,5	0,5	0,5

### Powerwind with pipe base

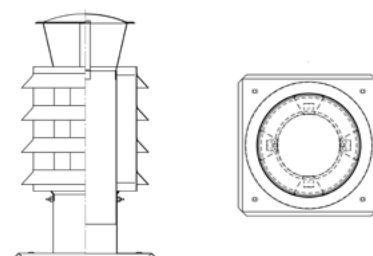
Index **KN-PW-R**



Diameters	[mm]	110	120	130	140	150	160	180	200	225	250	300
Available steel thickness	[mm]	0,5	0,5	0,5	0,5	0,5	0,5	0,5	0,5	0,5	0,5	0,5

### Turbowind with square base

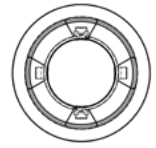
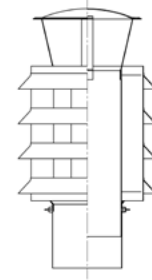
Index **KN-TW3P**



Diameters	[mm]	110	120	130	140	150	160	180	200	225	250	300
		0,5	0,5	0,5	0,5	0,5	0,5	0,5	0,5	0,5	0,5	0,5
Available steel thickness	[mm]	0,8	0,8	0,8	0,8	0,8	0,8	0,8	0,8	0,8	0,8	0,8
		1,0	1,0	1,0	1,0	1,0	1,0	1,0	1,0	1,0	1,0	1,0

## Turbowind with pipe base

Index **KN-TW3R**



Diameters	[mm]	110	120	130	140	150	160	180	200	225	250	300
Available steel thickness	[mm]	0,5	0,5	0,5	0,5	0,5	0,5	0,5	0,5	0,5	0,5	0,5
		0,8	0,8	0,8	0,8	0,8	0,8	0,8	0,8	0,8	0,8	0,8
		1,0	1,0	1,0	1,0	1,0	1,0	1,0	1,0	1,0	1,0	1,0

# KA

## Chimney accessories

KA is a system of indispensable accessories that facilitate the chimney assembly and improve its functioning. In the system there are numerous pass-throughs, available in different bank angles, including an additional lead apron. For the assembly we recommend fastening, adjustable clamps, 50 to 500 mm in diameter and also indispensable brackets supporting the chimney. In our offer you will also find mounting clamps, centering clamps, stainless steel doors for cleaning and protective cones for ceramic chimneys. In installations with excessive vacuum we recommend chimney flue regulators produced by our firm.



High quality stainless steel



A wide range of accessories necessary for every chimney



System equipped with chimney flue regulators



Can be connected to the elements of the KOMINUS system

### Chimney flue regulators

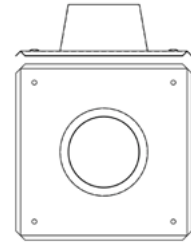
We recommend the use of chimney flue regulators in installations in which there are problems with excessive vacuum. Owing to a wastegate, the regulator opens and lets the air flow at the moment when the vacuum is too high. The range of the vacuum can be easily regulated with a knob.

### Technical data

Product serial symbol	KA
Type of system	Chimney accessories
Intended use	Open chamber heating appliances / closed chamber heating appliances / ventilation
Fuel	Gas/ fuel oil or ecological solid fuels
Available thickness of steel	0,5 mm / 0,8 mm / 1 mm
Available diameter range	60 mm - 410 mm
Grade of steel	according to PN-EN 1856-1

### Angled pass-through 0-5°

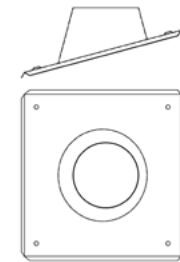

Index KA-P5



Diameters	[mm]	60-110	120-140	150-160	180-200	210-220	225	240	250	260	270-290	300	310	330-360	380-410	450-460	500-510	550-560	600
Available steel thickness	[mm]	0,5	0,5	0,5	0,5	0,5	0,5	0,5	0,5	0,5	0,5	0,5	0,5	0,5	0,5	0,5	0,5	0,5	0,5

### Angled pass-through 5-20

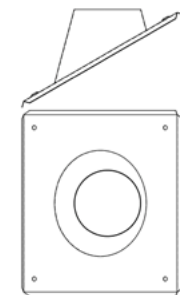

Index KA-P20



Diameters	[mm]	60-110	120-140	150-160	180-200	210-220	225	240	250	260	270-290	300	310	330-360	380-410	450-460	500-510	550-560	600
Available steel thickness	[mm]	0,5	0,5	0,5	0,5	0,5	0,5	0,5	0,5	0,5	0,5	0,5	0,5	0,5	0,5	0,5	0,5	0,5	0,5

### Angled pass-through 20-35

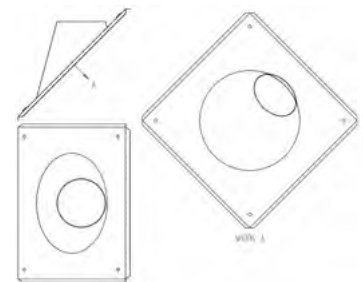

Index KA-P35



Diameters	[mm]	60-110	120-140	150-160	180-200	210-220	225	240	250	260	270-290	300	310	330-360	380-410	450-460	500-510	550-560	600
Available steel thickness	[mm]	0,5	0,5	0,5	0,5	0,5	0,5	0,5	0,5	0,5	0,5	0,5	0,5	0,5	0,5	0,5	0,5	0,5	0,5

### Angled pass-through 35-50

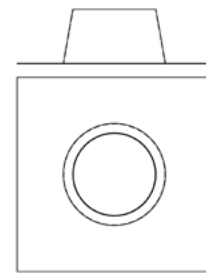
Index KA-P50



Diameters	[mm]	60-110	120-140	150-160	180-200	210-220	225	240	250	260	270-290	300	310	330-360	380-410	450-460	500-510	550-560	600
Available steel thickness	[mm]	0,5	0,5	0,5	0,5	0,5	0,5	0,5	0,5	0,5	0,5	0,5	0,5	0,5	0,5	0,5	0,5	0,5	0,5

### Angled pass-through with lead apron flashing 0-5

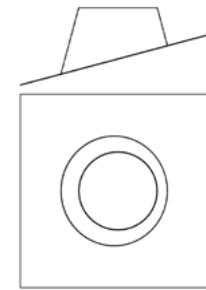
Index KA-PP5



Diameters	[mm]	60-110	120-140	150-160	180-200	210-220	225	240	250	260	270-290	300	310	330-360	380-410	450-460	500-510	550-560	600
Available steel thickness	[mm]	0,5	0,5	0,5	0,5	0,5	0,5	0,5	0,5	0,5	0,5	0,5	0,5	0,5	0,5	0,5	0,5	0,5	0,5

### Angled pass-through with lead apron flashing 5-20

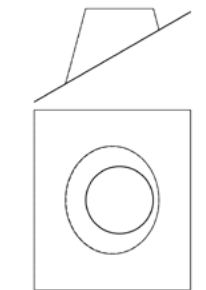
Index KA-PP20



Diameters	[mm]	60-110	120-140	150-160	180-200	210-220	225	240	250	260	270-290	300	310	330-360	380-410	450-460	500-510	550-560	600
Available steel thickness	[mm]	0,5	0,5	0,5	0,5	0,5	0,5	0,5	0,5	0,5	0,5	0,5	0,5	0,5	0,5	0,5	0,5	0,5	0,5

### Angled pass-through with lead apron flashing 20-35

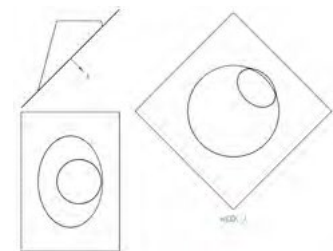

Index KA-PP35



Diameters	[mm]	60-110	120-140	150-160	180-200	210-220	225	240	250	260	270-290	300	310	330-360	380-410	450-460	500-510	550-560	600
Available steel thickness	[mm]	0,5	0,5	0,5	0,5	0,5	0,5	0,5	0,5	0,5	0,5	0,5	0,5	0,5	0,5	0,5	0,5	0,5	0,5

### Angled pass-through with lead apron flashing 35-50

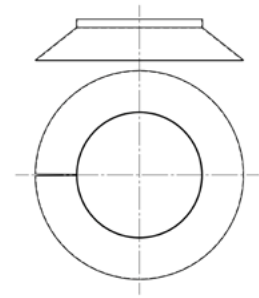
Index KA-PP50



Diameters	[mm]	60-110	120-140	150-160	180-200	210-220	225	240	250	260	270-290	300	310	330-360	380-410	450-460	500-510	550-560	600
Available steel thickness	[mm]	0,5	0,5	0,5	0,5	0,5	0,5	0,5	0,5	0,5	0,5	0,5	0,5	0,5	0,5	0,5	0,5	0,5	0,5

### Rain cover (thickness 0,6 mm)

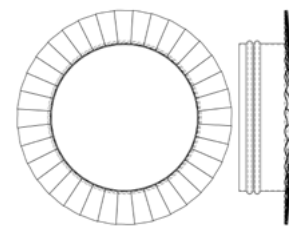
Index KA-OPD



Diameters	[mm]	60-110	120-140	150-160	180-200	210-220	225	240	250	260	270-290	300	310	330-360	380-410	450-460	500-510	550-560	600
Available steel thickness	[mm]	0,5	0,5	0,5	0,5	0,5	0,5	0,5	0,5	0,5	0,5	0,5	0,5	0,5	0,5	0,5	0,5	0,5	0,5

### Chimney rosette

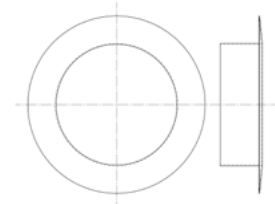
Index KA-RZ



Diameters	[mm]	60-110	120-140	150-160	180-200	210-220	225	240	250	260	270-290	300	310	330-360	380-410	450-460	500-510	550-560	600
Available steel thickness	[mm]	0,5	0,5	0,5	0,5	0,5	0,5	0,5	0,5	0,5	0,5	0,5	0,5	0,5	0,5	0,5	0,5	0,5	0,5

### Smooth chimney rosette

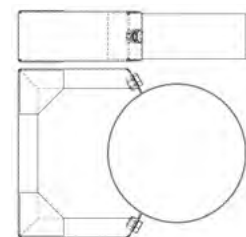
Index KA-RZG



Diameters	[mm]	60-110	120-140	150-160	180-200	210-220	225	240	250	260	270-290	300	310	330-360	380-410	450-460	500-510	550-560	600
Available steel thickness	[mm]	0,5	0,5	0,5	0,5	0,5	0,5	0,5	0,5	0,5	0,5	0,5	0,5	0,5	0,5	0,5	0,5	0,5	0,5

### Fixing clamp L=100 mm

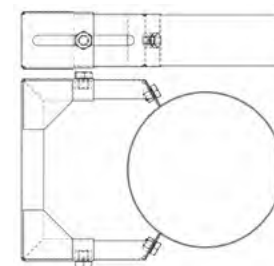
Index KA-OM



Diameters	[mm]	60-110	120-140	150-160	180-200	210-220	225	240	250	260	270-290	300	310	330-360	380-410	450-460	500-510	550-560	600
Available steel thickness	[mm]	0,5	0,5	0,5	0,5	0,5	0,5	0,5	0,5	0,5	0,5	0,5	0,5	0,5	0,5	0,5	0,5	0,5	0,5

### Adjustable fixing clamp 50-100 mm

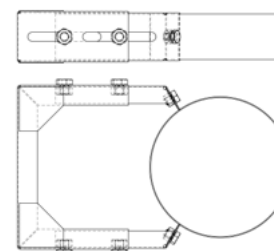
Index KA-ON10



Diameters	[mm]	60-110	120-140	150-160	180-200	210-220	225	240	250	260	270-290	300	310	330-360	380-410	450-460	500-510	550-560	600
Available steel thickness	[mm]	0,5	0,5	0,5	0,5	0,5	0,5	0,5	0,5	0,5	0,5	0,5	0,5	0,5	0,5	0,5	0,5	0,5	0,5

### Adjustable fixing clamp 100-200 mm

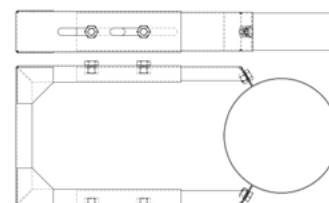
Index KA-ON20



Diameters	[mm]	60-110	120-140	150-160	180-200	210-220	225	240	250	260	270-290	300	310	330-360	380-410	450-460	500-510	550-560	600
Available steel thickness	[mm]	0,5	0,5	0,5	0,5	0,5	0,5	0,5	0,5	0,5	0,5	0,5	0,5	0,5	0,5	0,5	0,5	0,5	0,5

### Adjustable fixing clamp 200-350 mm

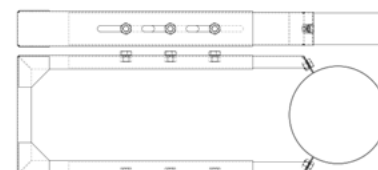
Index KA-ON35



Diameters	[mm]	60-110	120-140	150-160	180-200	210-220	225	240	250	260	270-290	300	310	330-360	380-410	450-460	500-510	550-560	600
Available steel thickness	[mm]	0,5	0,5	0,5	0,5	0,5	0,5	0,5	0,5	0,5	0,5	0,5	0,5	0,5	0,5	0,5	0,5	0,5	0,5

### Adjustable fixing clamp 350-500 mm

Index KA-ON50



Diameters	[mm]	60-110	120-140	150-160	180-200	210-220	225	240	250	260	270-290	300	310	330-360	380-410	450-460	500-510	550-560	600
Available steel thickness	[mm]	0,5	0,5	0,5	0,5	0,5	0,5	0,5	0,5	0,5	0,5	0,5	0,5	0,5	0,5	0,5	0,5	0,5	0,5

### Supporting construction

Index KA-KVS



Diameters	[mm]	60-110	120-140	150-160	180-200	210-220	225	240	250	260	270-290	300	310	330-360	380-410	450-460	500-510	550-560	600
Available steel thickness	[mm]	0,5	0,5	0,5	0,5	0,5	0,5	0,5	0,5	0,5	0,5	0,5	0,5	0,5	0,5	0,5	0,5	0,5	0,5

### Adjustable supporting construction 50-100 mm

Index KA-KV10



Diameters	[mm]	60-110	120-140	150-160	180-200	210-220	225	240	250	260	270-290	300	310	330-360	380-410	450-460	500-510	550-560	600
Available steel thickness	[mm]	0,5	0,5	0,5	0,5	0,5	0,5	0,5	0,5	0,5	0,5	0,5	0,5	0,5	0,5	0,5	0,5	0,5	0,5

### Adjustable supporting construction 100-200 mm

Index KA-KV20



Diameters	[mm]	60-110	120-140	150-160	180-200	210-220	225	240	250	260	270-290	300	310	330-360	380-410	450-460	500-510	550-560	600
Available steel thickness	[mm]	0,5	0,5	0,5	0,5	0,5	0,5	0,5	0,5	0,5	0,5	0,5	0,5	0,5	0,5	0,5	0,5	0,5	0,5

### Adjustable supporting construction 200-350 mm

Index KA-KV35

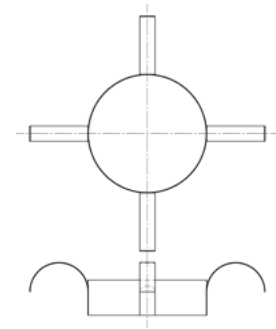


Diameters	[mm]	60-110	120-140	150-160	180-200	210-220	225	240	250	260	270-290	300	310	330-360	380-410	450-460	500-510	550-560	600
Available steel thickness	[mm]	0,5	0,5	0,5	0,5	0,5	0,5	0,5	0,5	0,5	0,5	0,5	0,5	0,5	0,5	0,5	0,5	0,5	0,5



### Centering clamp

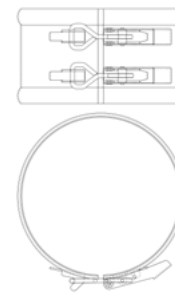
Index KA-OC



Diameters	[mm]	60-110	120-140	150-160	180-200	210-220	225	240	250	260	270-290	300	310	330-360	380-410	450-460	500-510	550-560	600
Available steel thickness	[mm]	0,5	0,5	0,5	0,5	0,5	0,5	0,5	0,5	0,5	0,5	0,5	0,5	0,5	0,5	0,5	0,5	0,5	0,5

### Clamp

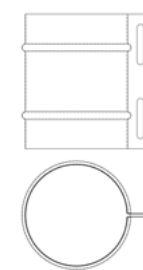
Index KA-ZM



Diameters	[mm]	60-110	120-140	150-160	180-200	210-220	225	240	250	260	270-290	300	310	330-360	380-410	450-460	500-510	550-560	600
Available steel thickness	[mm]	0,5	0,5	0,5	0,5	0,5	0,5	0,5	0,5	0,5	0,5	0,5	0,5	0,5	0,5	0,5	0,5	0,5	0,5

### Strengthened clamp

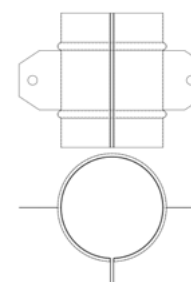
Index KA-ZMW



Diameters	[mm]	60-110	120-140	150-160	180-200	210-220	225	240	250	260	270-290	300	310	330-360	380-410	450-460	500-510	550-560	600
Available steel thickness	[mm]	0,5	0,5	0,5	0,5	0,5	0,5	0,5	0,5	0,5	0,5	0,5	0,5	0,5	0,5	0,5	0,5	0,5	0,5

### Strengthened clamp for guy-wires

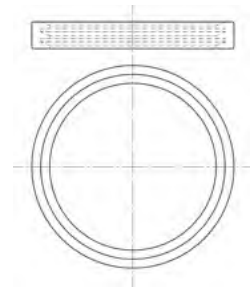
Index KA-ZMO



Diameters	[mm]	60-110	120-140	150-160	180-200	210-220	225	240	250	260	270-290	300	310	330-360	380-410	450-460	500-510	550-560	600
Available steel thickness	[mm]	0,5	0,5	0,5	0,5	0,5	0,5	0,5	0,5	0,5	0,5	0,5	0,5	0,5	0,5	0,5	0,5	0,5	0,5

## Acid-proof gasket

Index KA-U

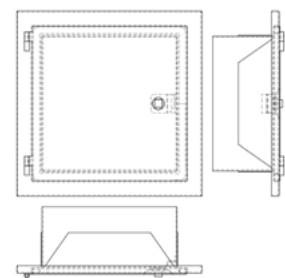


Diameters [mm] 60-110 120-140 150-160 180-200 210-220 225 240 250 260 270-290 300 310 330-360 380-410

## Clenaout doors

### Cleanout door 140x140

Index KA-DWL-14x14

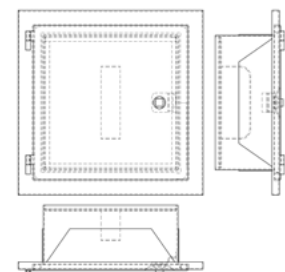


Dimensions [mm] 140x140

Available steel thickness [mm] 0,5

### Cleanout door with partition 140x140

Index KA-DWLP-14x14

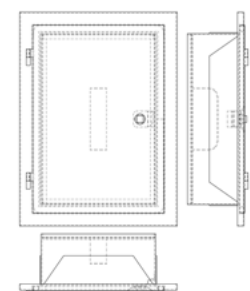


Dimensions [mm] 140x140

Available steel thickness [mm] 0,5

### Cleanout door with partition 140x210

Index KA-DWLP-14x21



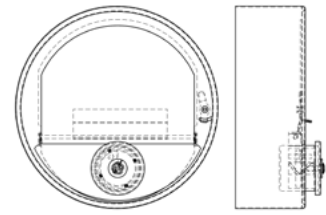
Dimensions [mm] 140x210

Available steel thickness [mm] 0,5

# Chimney draught limiters

## Round draught limiter W1

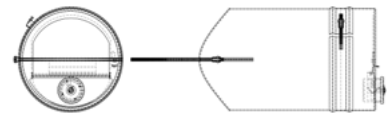
Index KA-RCK10(W1)



Dimensions [mm] 150

## Draught limiter for pipe W2

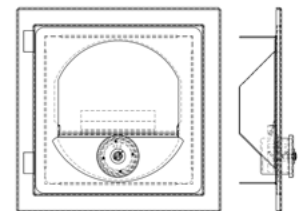
Index KA-RCK10(W2)



Dimensions [mm] 120 - 200

## Draught limiter with the square frame W3

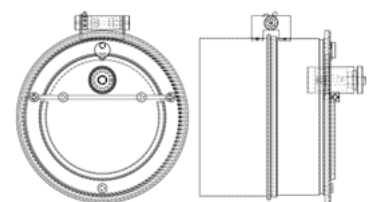
Index KA-RCK10(W3)



Dimensions [mm] 140x140

## Draught limiter with with explosion flap W4

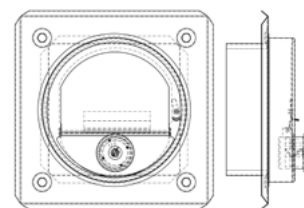
Index KA-RCK10(W4)



Dimensions [mm] 250

### Draught limiter with the frame W5

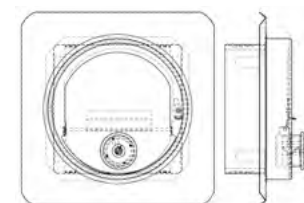
Index KA-RCK10(W5)



Dimensions [mm] 140x140

### Draught limiter with the frame for cleanout W6

Index KA-RCK10(W6)



Dimensions [mm] 140x140

# We create ecological solutions

Large industrial plants, production and storage halls as well as laboratories always require individual design and adaptation of the system to the facility. Our configuration possibilities are unlimited in this case. Our solutions are suitable for all industries.



Small thermal power plant,  
Racibórz . Poland




MPEC Nowy Sącz. Poland

## We design and manufacture advanced and ecological chimney installations for:

- power generators and cogeneration systems
- industrial, mining and refinery sectors
- large public buildings such as shopping centres, office and skyscrapers
- wastewater treatment plants, waste-to-energy plants, CHP plants
- agri-food sector (cogeneration in dairies, farms).

# MAXCON®

KXS MAXCON - Rohr



All kinds of engines, generators and cogeneration systems require extremely robust ducts. We offer the patented **MAXCON®** system. The system's exceptional airtightness and strength are confirmed by pressure tests of up to 5,000 Pa. It is available in single-wall and twin-wall versions - insulated with rock wool. It is a dedicated solution for industry, energy, as well as mining. It is equipped with special acoustic dampers, as well as compensators for thermal elongations.

# We are open to the whole world!

The great capacity of our production facilities and the experience we have gained over many years allows us to develop our company through international cooperation. As a result, we are looking beyond the borders of Poland.

To this date, the steel components we produce have been supplied to European countries such as Austria, Germany, France, Italy, Sweden, Finland, Denmark, the Netherlands, the Czech Republic, Slovakia, and Lithuania, among others.



# Get in touch with us!



## We Are Made of Steel

### Kominus Polska Sp. z o.o. (Ltd.)

Address:  
Lezkwice 112  
32-015 Klaj  
Poland  
VAT PL683 20 71 083

Export Department  
export@kominus.com.pl  
C: +48 694 458 674

Technical and Product  
Development Department  
techniczny@kominus.com.pl



Kominus Polska Headquarters  
and main production facility

[www.kominus.com.pl](http://www.kominus.com.pl)

/ kominuscompl

/ kominus\_polska

/ kominus-polska